



WAGO Marking

Full Line Catalog, Volume 6 – Edition 2022/2023

6



WAGO Full Line Catalogs



Volume 1, WAGO Rail-Mount Terminal Blocks and Connectors

- Rail-Mount Terminal Blocks
- Rail-Mount Terminal Blocks with Pluggable Connector (X-COM®-SYSTEM)
- Patchboard Systems
- Terminal Strips
- PUSH WIRE® Connectors for Junction Boxes
- Lighting Connectors
- Shield Connecting System



Volume 2, WAGO PCB Terminal Blocks and Connectors

- PCB Terminal Blocks
- THR/SMD PCB Terminal Blocks
- *MULTI CONNECTION SYSTEM (MCS)*
- Pluggable PCB Terminal Blocks
- Feedthrough Terminal Blocks
- Specialty Connectors
- Empty Housings



Volume 3, Automation Technology

- Solutions & Software
- Operating & Monitoring
- Controllers, Edge Devices
- Modular I/O-SYSTEM IP20, I/O-SYSTEM IP67
- Industrial Switches
- Radio Technology
- IP67 Sensor/Actuator Boxes, IP67 Cables and Connectors



Volume 4, WAGO Interface Electronic

- Relay and Optocoupler Modules
- Signal Conditioners and Isolation Amplifiers
- Current and Energy Measurement Technology
- Power Supplies
- Interface Modules and System Wiring
- Overvoltage Protection
- Empty Housings



Volume 5, WAGO Pluggable Connection System WINSTA®

- Pluggable Connectors
- Snap-In Device Connectors
- Pluggable PCB Connectors
- Distribution Connectors
- Cable Assemblies
- Flat Cable Systems
- Distribution Boxes



Volume 6, WAGO Marking

- Printer
- Software
- Terminal Block Marking
- Cable and Conductor Marking
- Device Marking
- Marker Carriers

Volume 6, WAGO Marking Accessories

	Page
	7
	21
	29
	47
	73
	81
	99

Operating WAGO Connection Technologies

Please follow the applicable product-specific termination instructions.

PUSH-IN CAGE CLAMP®



Push-in CAGE CLAMP® terminates the following copper conductors: solid



stranded



fine-stranded, also with tinned single strands



fine-stranded, tip-bonded



fine-stranded, with ferrule (gastight crimped)



fine-stranded, with pin terminal (gastight crimped)

The universal connection with an additional advantage:


Push-in connection

Terminate solid and stranded (Class B 7 strands or less), as well as ferruled conductors, by simply pushing them in – no tools required.

Termination for all conductor types:

- Open clamping unit.
- Insert the conductor.
- Release clamp – done!

CAGE CLAMP®



CAGE CLAMP® terminates the following copper conductors: solid



stranded



fine-stranded, also with tinned single strands



fine-stranded, tip-bonded



fine-stranded, with ferrule (gastight crimped)



fine-stranded, with pin terminal (gastight crimped)

The universal connection for solid, stranded and fine-stranded conductors


Termination:

- Open clamping unit.
- Insert the conductor.
- Release clamp – done!

Operating WAGO Connection Technologies

Please follow the applicable product-specific termination instructions.

POWER CAGE CLAMP®



POWER CAGE CLAMP terminates the following copper conductors:
solid



stranded



fine-stranded,
also with tinned
single strands





fine-stranded,
with ferrule
(gastight crimped)

The universal connection for conductors larger than 35 mm² (2 AWG)

Termination:

- Open clamp by turning a T-wrench counter-clockwise.
- Press the integrated latch to open clamping unit for hands-free wiring.
- Insert the conductor.
- A small counter-clockwise rotation closes the clamp, securing conductor.

PUSH WIRE®



PUSH WIRE® terminates the following copper conductors:
solid

PUSH WIRE® connection for solid and stranded conductors (depending on the model used)

Termination:

Tool-free, twist-free terminations for solid and rigid stranded conductors – simply push into the unit.

WAGO Marking Accessories and Appropriate Product Series Selection Guide

	Width (mm)	Marking Strips		WMB Inline Markers (Reel)			WMB Markers (Card)			Mini-WSB Markers (Reel and Card)		Self-Adhesive Marking Strips	Direct Marking on Product
		7.5	11	3.5	4 ... 4.2	5 ... 5.2	3.5	4 ... 4.2	5 ... 5.2	5 (reel)	5 (card)		
WAGO Rail-Mount Terminal Blocks TOPJOB® S													
2000, 2200 Series	3.5		■	■			■						
2001, 2201 Series	4.2		■	□	■		□	■					
2002, 2202, 2102 Series	5.2		■			■		□	■	□	□		
2003 Series	5.2		■			■		■		□	□		
2004, 2204 Series	6.2		■			●		●		□	□		
2005 Series	6.2		■			●		●		□	□		
2006, 2206, 2106 Series	7.5		■			●		●		□	□		
2007 Series	8		■			●		●		□	□		
2010, 2210 Series	10		■			●		●		□	□		
2016, 2216, 2116 Series	12		■			●		●		□	□		
WAGO Rail-Mount Terminal Blocks "Classic"													
270 Series	5					■		■		□	□		
279 Series	4				■		●	■					
280 Series	5				□	■		□	■				
281 Series	6				●	■		●	■				
282 Series	8				●	■		●	■				
283 Series	12				●	■		●	■				
284 Series	10				●	■		●	■				
285 Series	16				●	■		●	■				
880 Series	5				●	■		●	●	□	□		
WAGO Rail-Mount Terminal Blocks TOPJOB® "Classic"													
780 Series	5				□	■		□	■				
781 Series	6				●	■		●	■				
782 Series	8				●	■		●	■				
783 Series	12				●	■		●	■				
784 Series	10				●	■		●	■				
785 Series	16				●	■		●	■				
WAGO Rail-Mount Terminal Blocks with a Pluggable Connector X-COM®-SYSTEM													
769 Series	5									■	■		■
870 Series	5		□		●	■		●	■	□	□		■
WAGO Rail-Mount Terminal Blocks with a Pluggable Connector X-COM®S-SYSTEM													
2020 Series	3.5		■		■		■			□	□		■
2022 Series	5.2		■		●	■		●	■	□	□		■
WAGO Rail-Mount Terminal Blocks "Mini"													
260 Series	5 / 8												■
261 Series	6 / 0												■
262 Series	7 / 12												■
264 Series	6 / 10									■	■		
862 Series	12		■										
869 Series	5		□		●	■		●	■	□	□		
WAGO Printer													
Thermal Transfer Printer Smart Printer			■	■	■	■	■				■		
Can be ordered via Smart Designer Configuration Software from www.wago.com								■	■	■			






■ perfectly suited (e.g., marker of maximum size) □ suitable ● only individual markers △ only suitable with carrier

	Width (mm)	Marking Strips			WMB Inline Markers (Reel)			WMB Markers (Card)			Mini-WSB Markers (Reel and Card)		Self-Adhesive Marking Strips	Direct Marking on Product
		7	7.5	11	3.5	4 ... 4.2	5 ... 5.2	3.5	4 ... 4.2	5 ... 5.2	5 (reel)	5 (card)		
WAGO Patchboard Systems														
727 Series	7.62					●	●		●	●				□
WAGO High-Current Terminal Blocks (POWER CAGE CLAMP)														
285 Series	16 / 20 / 25 / 32			△			●			●				
WAGO MICRO PUSH WIRE® Connectors for Junction Boxes														
243 Series												■		
WAGO PCB Terminal Blocks														
745 Series	5 / 7.5 / 10										■	■	■	■
746 Series	7.5					●			●		●	●	■	■
218, 233 ... 236, 250, 254 ... 257, 735 ... 742, 744, 804, 805, 806, 816, 2604, 2606, 2616, 2624, 2626, 2636, 2706, 2716 Series													■	■
WAGO I/O SYSTEM														
750 Series	12 / 24 / 48			△							■	■		
753 Series	12 / 24 / 48			△							■	■		
WAGO Interface Modules														
788 Series	15			□			■			■				
857 Series	6					●			●					
858 Series	31			■			■			■				
859 Series	6									●	●			
WAGO Pluggable Connection System WINSTA®														
770/771 Series	10											□		■
890/891 Series	5													■
WAGO MULTI CONNECTION SYSTEM (MCS)														
231, 232, 713, 714, 721, 722, 733, 734, 832, 2231, 2721 Series													□	■
WAGO Pluggable Connection System picoMAX®														
2091, 2092 Series														■



WAGO Thermal Transfer Smart Printer

WAGO Thermal Transfer Smart Printer

		Page
	Smart Printer	12
	Cutter for Smart Printer	14
	Thermal Transfer Ink Ribbons for Smart Printer	15
	Carrying Case for Smart Printer	16
	Rollers for Smart Printer	17



Marking with Smart Printer



Terminal Block Marking

- Multi-line marking strips for clear, detailed control cabinet labels
- WMB Inline markers on a reel are suitable for various terminal block sizes
- Same profile across all TOPJOB® S Rail-Mount Terminal Blocks ensures quick labeling




Cable and Conductor Marking

- Different versions available: marking sleeves, self-laminating labels, conductor markers for thread-on mounting or shrink tubes
- Large variety of marking surface sizes



Device Marking

- Broad selection of labels, type plates, fabric labels and type plates optimizes marking for devices and control cabinets
- Marking materials are available in a variety of colors and sizes



- Your Benefits:**
- Long-lasting, indelible, scratch-proof printing
 - Lower purchase costs thanks to economical marking
 - Save time on printing and affixing markings
 - Universal application for all control cabinet marking tasks
 - Easy installation

Thermal Transfer Printer Smart Printer Installation

1



Printer – open



Accessories for unwinding material



Open the printer.



Insert the ink ribbon.



Prepare the marking material.



Printing 2009-110 Marking Strips on TOPJOB® S Rail-Mount Terminal Blocks with Smart Printer



Insert and secure the appropriate roller into the printer.

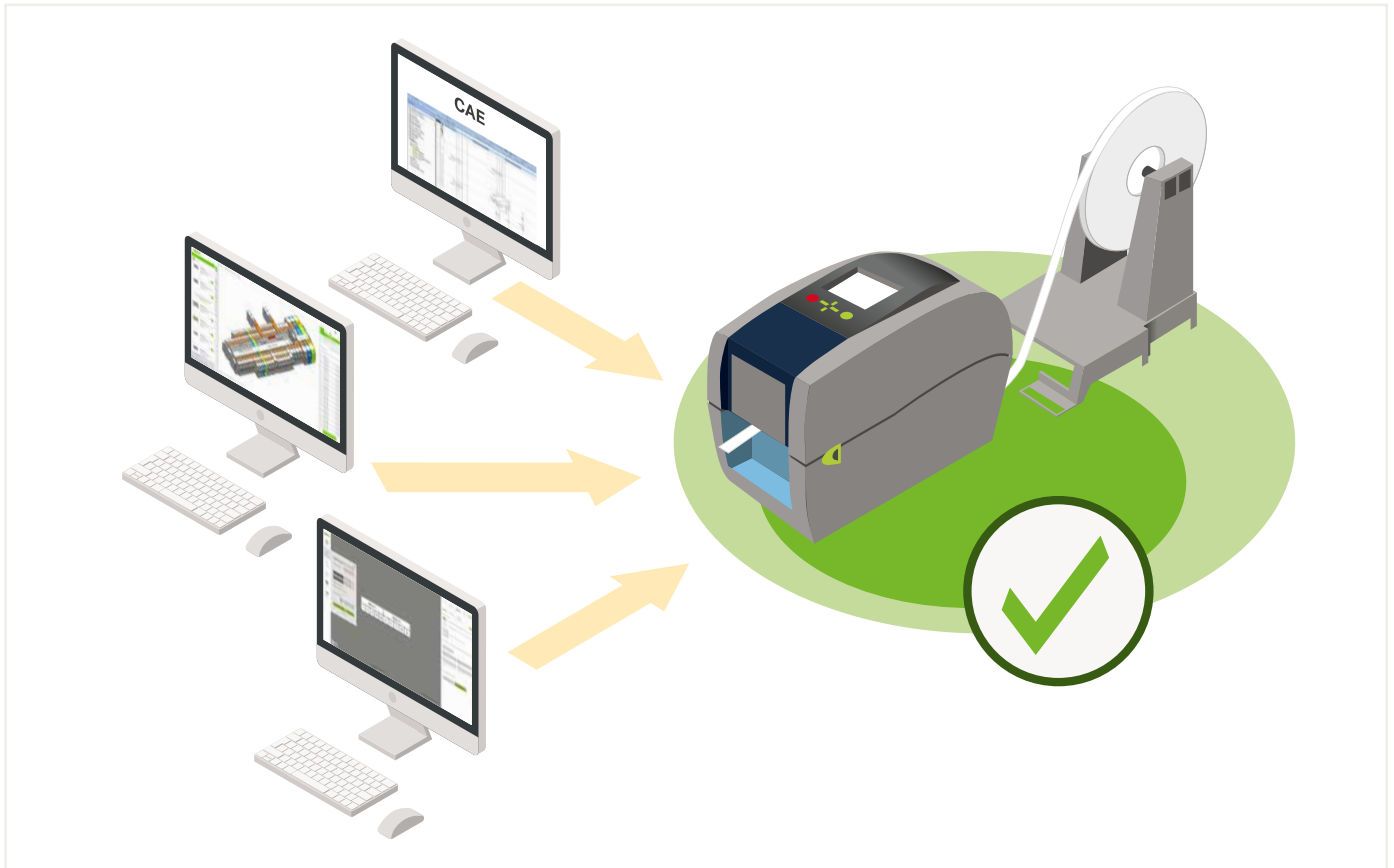


Printer has several interfaces:
USB, ETHERNET, serial COM port



Fast, cost-effective and easy to use –
printing WMB Inline markers via Smart Printer

Printing with the Thermal Transfer Smart Printer



1



Direct Printing from a CAE System

With the perfect EPLAN interfaces, both terminal block markings and marking accessories for electrical equipment and conductors can be conveniently generated directly from a CAE system. Direct connection to the Thermal Transfer Smart Printer accelerates the manufacturing process.



Generate Marking Data from the Configuration Software

Save time and reduce your costs by printing markings directly from WAGO's Smart Designer Configuration Software on the economical Thermal Transfer Smart Printer. Configured terminal strips can be printed with just a few mouse clicks.



WAGO Marking Software Smart Script

With its intuitive operation, this clearly structured marking software is suitable for all WAGO markers. Eliminate duplicated effort and simply export data from Excel or CAE systems for marking your terminal strips.

Marking devices

Printer model: Smart Printer ▶ Marking method: Thermal transfer

1



Connection data

Interfaces	USB, RS-232, ETHERNET 10/100 Mbps
------------	-----------------------------------

System Requirements

Supported operating systems	Windows 7; Windows 8; Windows 10
Memory	4 GB

Technical data

Marking method	Thermal transfer
Print width (max.)	47 mm
Print length (max.)	762 mm
Print head	Glass layer, spring-mounted
Memory	8 MB
Operating display	Color TFT LCD with navigation button
Safety approvals	CE (EMC)

Mechanical data

Dimensions W x H x D	(135 x 175 x 245) mm
----------------------	----------------------

Environmental requirements

Ambient temperature (operation)	+5 ... +40 °C
Surrounding air temperature (storage)	-20 ... +50 °C

Marking devices

Printer model: Smart Printer ▶ Marking method: Thermal transfer

Scope of delivery: Power supply + cable, 2 x roller (258-5006 + 258-5007), 1 x roll holder, 1 x ink ribbon (258-5005), mart Script marking software and driver, USB cable, external unwinder, 2 x empty cardboard roller core, 1 x roll of marking strips (2009-110) and WMB Inline markers (2009-115) each

Scope of delivery: Power supply + cable, 2 x roller (258-5006 + 258-5007), 1 x roll holder, 1 x ink ribbon (258-5005), Smart Script marking software and driver, USB cable, external unwinder, 2 x empty cardboard roller core



258-5000



258-5000

Color	Item no.	PU
○	258-5000	1

Color	Item no.	PU
○	258-5001	1

PU = packaging unit; SPU = subpackaging unit

Accessories for marking devices

Cutter



258-5030

Dimensions W x H x D: (60 x 107 x 131) mm

Color	Item no.	PU
○	258-5030	1


Hardware requirements:

- Printer model: Smart Printer
- From manufacturing month/year: 0814 – August 2014
- Firmware version: 1.UW7i
- Printer driver: Version 7.4.2

Software requirements:

- Smart Script: Version 4.2 or higher
- WAGO printer settings: Version 2.4.0.0 or higher

Approved print material to be cut:

- Marking Strips: 2009-110, 709-177, 709-178, 757-901/000-005
- Self-Adhesive Marking Strips: 210-702, 210-870 ... -882/000-002
- Cable Tie Markers: 211-835 ... -836, 211-836/000-002
- Self-Laminating Labels: 211-855 ... -857
- Wire Markers for Thread-On Mounting: 211-861 ... -863
- Type Labels: 210-801 ... -804, 210-812
- Continuous Labels: 210-831 ... -834
- Label for Circuit Identification: 210-813

Dimensions of printing materials:

- Width (max.): 46 mm
- Thickness (max.): 250 µm

Accessories for marking devices

Thermal transfer ink ribbon

for all WAGO marking accessories (except 211-855, 211-856, 211-857)

only for 211-855/-856/-857



258-5005



258-5014

Length: 74 m		
Color	Item no.	PU
● black	258-5005	1
● red	258-5005/000-005	1

Length: 74 m		
Color	Item no.	PU
● black	258-5014	1

PU = packaging unit; SPU = subpackaging unit

Accessories for marking devices

Carrying case ► for Smart Printer ► With foam padding for printer



258-5015

Dimensions W x H x D: (500 x 260 x 230) mm

Color	Item no.	PU
○ white	258-5015	1

PU = packaging unit; SPU = subpackaging unit

Accessories for marking devices

Roller

for marking strips, device and equipment markers, conductor and cable markers



258-5006

Item no.	PU
258-5006	1

for Micro WSB Inline markers



258-5011

Item no.	PU
258-5011	1

for Mini-WSB Inline markers



258-5008

Item no.	PU
258-5008	1

for WMB Inline markers



258-5007

Item no.	PU
258-5007	1

for WMB Inline markers; for Phoenix Contact Rail-Mount Terminal Blocks



258-5009

Item no.	PU
258-5009	1

for WMB Inline markers; for Weidmüller Rail-Mount Terminal Blocks



258-5010








Item no.	PU
258-5010	1

PU = packaging unit; SPU = subpackaging unit

1

Overview of Marking Accessories and Rollers for Smart Printer




1

Marking Accessories for Smart Printer					Rollers for Smart Printer	
Description	for Series	Color	Item No.	Color	Item No.	
 Marking strips; cable and conductor markers; device labels		-	-	● black	258-5006	
 WMB Inline; plain; 3.5 mm stretchable	2000, 2020	○ white ● yellow ● red ● blue ○ gray ● orange ● light green ● green ● violet	2009-113 2009-113/000-002 2009-113/000-005 2009-113/000-006 2009-113/000-007 2009-113/000-012 2009-113/000-017 2009-113/000-023 2009-113/000-024	● green	258-5007	
 WMB Inline; plain; 4 ... 4.2 mm stretchable	2001	○ white ● yellow ● red ● blue ○ gray ● orange ● green ● violet	2009-114 2009-114/000-002 2009-114/000-005 2009-114/000-006 2009-114/000-007 2009-114/000-012 2009-114/000-023 2009-114/000-024	● green	258-5007	
 WMB Inline; plain; 5 ... 5.2 mm stretchable	2002 ... 2016, 2022	○ white ● yellow ● red ● blue ○ gray ● orange ● light green ● green ● violet	2009-115 2009-115/000-002 2009-115/000-005 2009-115/000-006 2009-115/000-007 2009-115/000-012 2009-115/000-017 2009-115/000-023 2009-115/000-024	● green	258-5007	
 Mini-WSB Inline; plain; 5 ... 5.2 mm stretchable	769, 750	○ white ● yellow ● red ● blue ○ gray ● orange ● green ● violet	2009-145 2009-145/000-002 2009-145/000-005 2009-145/000-006 2009-145/000-007 2009-145/000-012 2009-145/000-023 2009-145/000-024	● blue	258-5008	
 WMB Inline; for Phoenix Contact rail-mount terminal blocks; plain; 5,2 mm stretchable; replaces UC-TM5 and ZB5 for Smart Printer serial numbers starting with GWAOxxx0814		○ white	2009-515	○ white	258-5009	
 WMB Inline; for Weidmüller rail-mount terminal blocks; plain; 5,2 mm stretchable; replaces WS 10/5		○ white	2009-615	● red	258-5010	



WAGO Smart Data

Digital Engineering with WAGO

		Page
	Digital Engineering with WAGO – Overview	22
	WAGO Marking Software Smart Script	26
	WAGO Configuration Software Smart Designer	27

Digital Engineering with WAGO

Overview

The cornerstone of each switchgear unit is not just the products used themselves, but also individualized electrical planning. To make your planning as smooth as possible from start to finish, WAGO offers you complete data, software tools and interfaces. Based on standards like eCI@ss (basic/advanced) or ETIM, the technical and commercial item data – available as product data for CAE or CAD – is machine-readable and fully compatible with your system. From electrical and mechanical planning to delivery, you save time and money every step of the way.

2

CAD

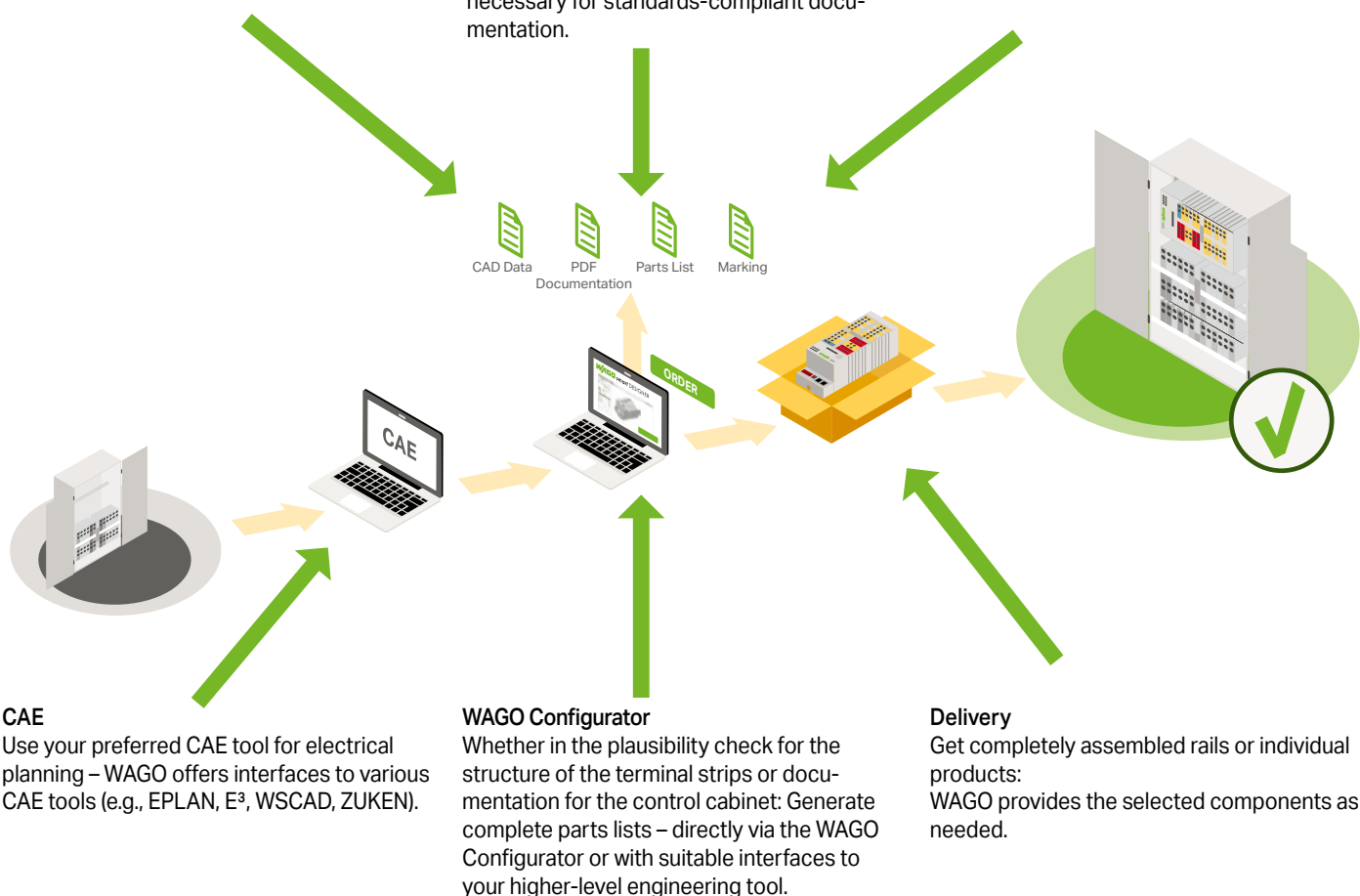
WAGO offers a large number of CAD formats for the configuring your design. Use your usual CAD tool to import your configuration from WAGO Configuration Software Smart Designer.

Documentation

Save time and avoid errors in the configuration of control cabinet documentation – automatically from WAGO Configuration Software Smart Designer. You will benefit from having all the relevant product and process data necessary for standards-compliant documentation.

Marking

Marking control cabinets is easy with the WAGO Thermal Transfer Smart Printer. Depending on how you work, you have the option of printing markings from different systems.



CAE

Use your preferred CAE tool for electrical planning – WAGO offers interfaces to various CAE tools (e.g., EPLAN, E³, WSCAD, ZUKEN).

WAGO Configurator


Whether in the plausibility check for the structure of the terminal strips or documentation for the control cabinet: Generate complete parts lists – directly via the WAGO Configurator or with suitable interfaces to your higher-level engineering tool.

Delivery

Get completely assembled rails or individual products: WAGO provides the selected components as needed.

Digital Engineering with WAGO

Familiar Planning in the CAE Tool



2

Use your familiar CAE tool for designing circuit diagrams. WAGO offers you high-quality CAE product data and CAE macros. Interfaces to a number of CAE tools (e.g., EPLAN, WSCAD, etc.) permit automatic construction of planned terminal strips in the WAGO Configurator configuration software.

Your Benefits:

- Use your preferred CAE tool – WAGO offers interfaces to various systems.
- Instead of entering item numbers, use the bidirectional interface to plan faster with function definitions.
- Pass the circuit diagrams to the WAGO Configurator, construct terminal strips automatically and save a great deal of time.
- Plausibility checks in the WAGO Configurator help you avoid errors in your planning. Any missing components, such as an end and intermediate plate, are added automatically.
- Automatic transfer of the printing data from the CAE tool to the thermal transfer Smart Printer minimizes time and errors.
- The simple, clearly arranged selection of marking media and automatic adjustment of the font size to the corresponding marking field help you achieve precise component marking.



Digital Engineering with WAGO

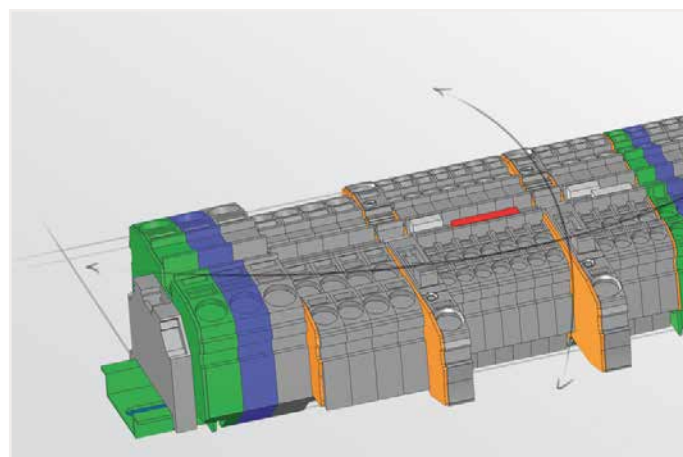

Configuration of Individual Products



With WAGO Configurator Smart Designer, the software for WAGO's electrical interconnection and automation products, we offer project access anytime and from anywhere in the world – no installation necessary.

Your Benefits:


- Easy cooperation on a configuration project, even at different development sites
- Save time and avoid errors with location-independent project processing, without different processing statuses, data exchange via email etc.
- Get your bearings quickly and save time with a selection of pre-defined standard views.
- Item numbers always up-to-date
- Plausibility checks prevent planning errors.
- Insert user-specific products as placeholders.



CAD Configuration

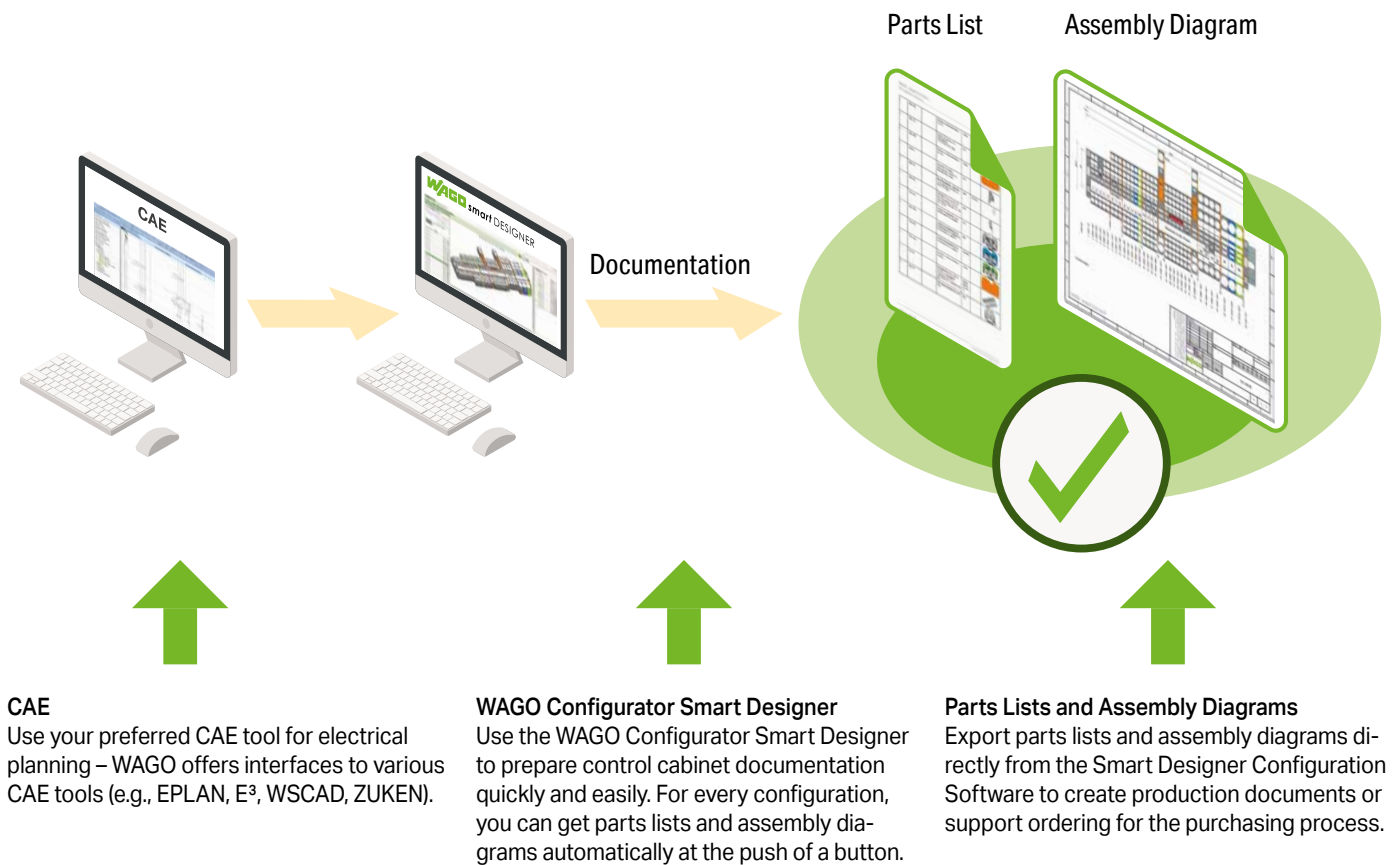
Use your usual CAD tool to import your configuration from the WAGO Configurator. This is possible without exception thanks to the availability of various CAD formats (neutral and native 2D/3D CAD formats). Technical and commercial item information is available to you with high-quality data. You determine the product data granularity yourself.

Digital Engineering with WAGO Parts Lists and Assembly Diagrams



2

Export parts lists and assembly diagrams directly from WAGO Configurator Smart Designer to create production documents or support ordering. You benefit from the automatic import of item numbers for individual components into your ERP system and from complete, standards-compliant PDF documentation (e.g., per FSF standard for track and rail vehicles).



WAGO Marking Software Smart Script Intuitive Marking Software

With its intuitive operation, this clearly structured marking software is suitable for all WAGO markers. Eliminate duplicated effort and simply export data from Excel or CAE systems for marking your terminal strips.

Combining superior usability with a modern design, Smart Script helps the user complete the task quickly and easily with just a few clicks. For example, Smart Script can be used to easily customize type labels, as well as define and print barcodes and graphic ele-

- Modern design and intuitive workflow
- Fast and easy use thanks to an integrated printer driver and printer settings
- A large selection of different marking media, including templates
- Optimized data interfaces to WAGO Configurator Smart Designer, EPLAN P8, Microsoft Excel, CSV



WAGO Configuration Software Smart Designer Smart Designer in HTML5

Updated to HTML5, WAGO's Smart Designer Configuration Software comes with a new design and additional features.

The new software offers a modern and intuitive user interface for maximum usability. In addition, there is better support for mobile devices, expanding the scope of applications and allowing the software to be used at any time and from anywhere. With this future-ready Web application standard, WAGO offers a tool that perfectly supports the engineering process.

All familiar tried and tested functions of the previous Smart Designer version have been retained. The updated tool allows projects from different CAE planning tools to be imported via an interface and a plausibility check to be performed, for example. Based on WAGO's expertise, a check is performed of whether the configured structure is possible and, for rail-mount terminal blocks, the correct jumpers are placed according to the planning. Alternatively, a combination of rail-mount terminal blocks or a custom connector can be created directly in the software, and an offer can be requested with a click.

- Future-ready Web application standard
- Modern, intuitive user interface
- Better support for mobile devices
- All familiar functions retained












2





WAGO Products for the WAGO Thermal Transfer Smart Printer

WAGO Products for the WAGO Thermal Transfer Smart Printer

	Page
	30
	30
	31
	34
	35
	36
	37
	38
	39
	41
	42

Marker



WMB Inline ▶ for WAGO Rail-Mount Terminal Blocks

Color	Marker/strip width			PU
	3.5 mm	4 ... 4.2 mm	5 ... 5.2 mm	
	2,300 WMB markers (3.5 mm)/reel	2,000 WMB markers (4 mm)/reel	1,500 WMB markers (5 mm)/reel	
○ white	2009-113	2009-114	2009-115	1
● yellow	2009-113/000-002	2009-114/000-002	2009-115/000-002	1
● red	2009-113/000-005	2009-114/000-005	2009-115/000-005	1
● blue	2009-113/000-006	2009-114/000-006	2009-115/000-006	1
● gray	2009-113/000-007	2009-114/000-007	2009-115/000-007	1
● orange	2009-113/000-012	2009-114/000-012	2009-115/000-012	1
● light green	2009-113/000-017			1
● green	2009-113/000-023	2009-114/000-023	2009-115/000-023	1
● violet	2009-113/000-024	2009-114/000-024	2009-115/000-024	1

WMB Inline ▶ for Phoenix Contact's rail-mount terminal blocks; replaces UC-TM5 and ZB5 markers

Color	5 ... 5.2 mm	PU
	900 WMB markers (5 mm)/reel	
○ white	2009-515	1

Mini-WSB Quick Marking System ▶ for WAGO Rail-Mount Terminal Blocks

Color	5 ... 5.2 mm	PU
	1,700 Mini-WSB markers (5 mm)/reel	
○ white	2009-145	1
● yellow	2009-145/000-002	1
● red	2009-145/000-005	1
● blue	2009-145/000-006	1
● gray	2009-145/000-007	1
● orange	2009-145/000-012	1
● light green	2009-145/000-017	1
● green	2009-145/000-023	1
● violet	2009-145/000-024	1

Micro-WSB Quick Marking System ▶ for modular empty housings (2857 Series)

Color	4 mm	PU
	2,000 Micro-WSB markers (4mm)/reel	
○ white	2009-141	1

PU = packaging unit; SPU = subpackaging unit

Marking strip

Mounting type: Snapping on



709-178

Strip width 7.5 mm ▶ for 270, 862, 869, 870 Series ▶ 50 m; 1 line

Color	Item no.	PU
○ white	709-178	1
○ translucent	709-177	1

Strip width 10 mm ▶ for 757 Series ▶ 50 m; 1 line

Color	Item no.	PU
○ white	757-901/000-050	1

Strip width 11 mm ▶ for WAGO Rail-Mount Terminal Blocks TOPJOB® S, X-COM®S-SYSTEM, X-COM®S-SYSTEM-MINI and 285/788/857/2857 Series ▶ 20 m; 1 line

Color	Item no.	PU
● yellow	2009-110/020-002	1

Strip width 11 mm ▶ for WAGO Rail-Mount Terminal Blocks TOPJOB® S, X-COM®S-SYSTEM, X-COM®S-SYSTEM-MINI and 285/788/857/2857 Series ▶ 50 m; 1 line

Color	Item no.	PU
○ white	2009-110	1

Mounting type: Sticking



210-831

Strip width 2.3 mm ▶ 25 m; 9 lines

Color	Item no.	PU
○ white	210-831	1

Strip width 3 mm ▶ 25 m; 9 lines

Color	Item no.	PU
○ white	210-832	1

Strip width 5 mm ▶ 25 m; 5 lines

Color	Item no.	PU
○ white	210-834	1

Strip width 6 mm ▶ 25 m; 5 lines

Color	Item no.	PU
○ white	210-833	1

Strip width 10 mm ▶ 20 m; 1 line

Color	Item no.	PU
○ white	210-870	1
● silver-colored	210-871	1

Strip width 12.7 mm ▶ for Siemens ET200 ▶ 20 m; 1 line

Color	Item no.	PU
○ white	210-880	1
● yellow	210-880/000-002	1

Strip width 15 mm ▶ 50 m; 1 line

Color	Item no.	PU
○ white	210-702	1

Strip width 20 mm ▶ 20 m; 1 line

Color	Item no.	PU
○ white	210-872	1
● silver-colored	210-873	1

Strip width 22.6 mm ▶ for Siemens S7 ▶ 20 m; 1 line

Color	Item no.	PU
○ white	210-882	1
● yellow	210-882/000-002	1

Strip width 30 mm ▶ 20 m; 1 line

Color	Item no.	PU
○ white	210-874	1
● yellow	210-874/000-002	1
● silver-colored	210-875	1

Strip width 46 mm ▶ 20 m; 1 line

Color	Item no.	PU
○ white	210-876	1
● yellow	210-876/000-002	1
● silver-colored	210-877	1

PU = packaging unit; SPU = subpackaging unit

Cable and Conductor Markers Description and Installation



Remove the marker printed with Smart Printer from the roll.



Slide the marker into the marking sleeve receptacle. Exchanging the marker is also possible after the conductor has been terminated.



Compress the sleeve and slide it onto the conductor to be marked.


3



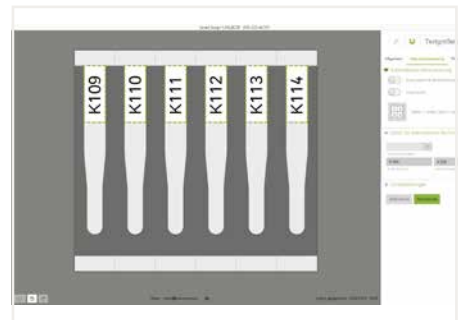
Suitable markers are supplied on a reel for insertion into Smart Printer.



Cable Tie Markers



Smart Printer, for printing markers and much more.




Smart Script, for marking markers and much more.

Cable and Conductor Markers Description and Installation



Slide the marker through the marker slot up to the end of the sleeve.



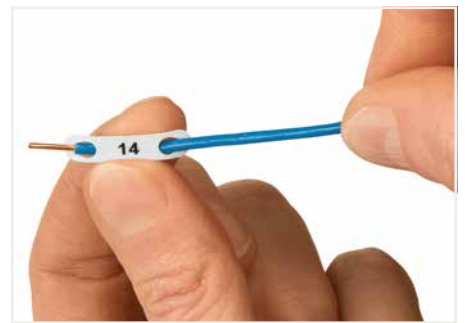
Then remove the rest of the card by twisting it off.



Attach the marking sleeve (211-829) to individual cables or conductors via cable ties.



Wire markers for thread-on mounting, for wire cross section 0.75 ... 6 mm²



Conductor marker for thread-on mounting



Remove the printed label from the sheet or reel.



Wrap the label around the conductor or cable.



The transparent laminate protects the marking.

Marking sleeve

Length 12 mm ▶ Mounting type: Sliding on



211-812

for wire diameter 1.4 ... 5 mm ▶ Polyurethane, halogen-free

Color	Item no.	PU
○ transparent	211-812	500

for wire diameter 5 ... 11 mm ▶ Polyurethane, halogen-free

Color	Item no.	PU
○ transparent	211-813	500

Length 23 mm ▶ Mounting type: Sliding on



211-823

for wire diameter 1.4 ... 5 mm ▶ Polyurethane, halogen-free

Color	Item no.	PU
○ transparent	211-823	500

for wire diameter 5 ... 11 mm ▶ Polyurethane, halogen-free

Color	Item no.	PU
○ transparent	211-824	200

for wire diameter 1.5 ... 2.5 mm ▶ PVC, contains halogen

Color	Item no.	PU
○ transparent	211-922	1000

for wire diameter 2 ... 4 mm ▶ PVC, contains halogen

Color	Item no.	PU
○ transparent	211-923	500

for wire diameter 4 ... 7 mm ▶ PVC, contains halogen

Color	Item no.	PU
○ transparent	211-924	500

for wire diameter 6 ... 10 mm ▶ PVC, contains halogen

Color	Item no.	PU
○ transparent	211-925	200

for wire diameter 10 ... 14 mm ▶ PVC, contains halogen

Color	Item no.	PU
○ transparent	211-926	200

for wire diameter 14 ... 22 mm ▶ PVC, contains halogen

Color	Item no.	PU
○ transparent	211-927	100

Length 23 mm ▶ Mounting type: Mounting with cable ties



211-829

Polyurethane, halogen-free

Color	Item no.	PU
○ transparent	211-829	200

Accessories; item-specific



Marker; 4 x 12 mm; 2,500 markers/reel

Color	Item no.	PU
○ white	211-811	1

Accessories; item-specific



Marker; 4 x 23 mm; 2,500 markers/reel

Color	Item no.	PU
○ white	211-821	1

Accessories; item-specific



Marker; 4 x 23 mm; 2,500 markers/reel

Color	Item no.	PU
○ white	211-821	1



Cable tie; 2.5 mm x 100 mm

Item no.	PU
807-090/101-100	1

PU = packaging unit; SPU = subpackaging unit

Self-laminating label

Mounting type: Wrapping ▶ Smear resistance in conjunction with 258-5014 Ink Ribbon



211-856

Marking surface 12 x 23 mm ▶ 1,000 pcs/reel

Color	Item no.	PU
○ white	211-856	1

Marking surface 18 x 44 mm ▶ 500 pcs/reel

Color	Item no.	PU
○ white	211-857	1

Marking surface 9 x 18 mm ▶ 1,000 pcs/reel

Color	Item no.	PU
○ white	211-855	1

3

PU = packaging unit; SPU = subpackaging unit

Wire marker for thread-on mounting

for wire cross-section 0.75 ... 1.5 mm² ▶ 1000 pcs/reel, 3 lines



211-161

Color	Item no.	PU
○ white	211-861	1

for wire cross-section 2.5 ... 6 mm² ▶ 1000 pcs/reel, 3 lines



211-161

Color	Item no.	PU
○ white	211-862	1

for wire cross-section 6 ... 16 mm² ▶ 1000 pcs/reel, 2 lines



211-863

Color	Item no.	PU
○ white	211-863	1

3

Shrink tube

Shrink rate 2:1



211-502

for wire cross-section 0.25 ... 0.75 mm² ▶ 20 m/roll

Color	Item no.	PU
○ white	211-500	1
● yellow	211-500/000-002	1

for wire cross-section 0.75 ... 1 mm² ▶ 20 m/roll

Color	Item no.	PU
○ white	211-501	1
● yellow	211-501/000-002	1

for wire cross-section 1 ... 2.5 mm² ▶ 20 m/roll

Color	Item no.	PU
○ white	211-502	1
● yellow	211-502/000-002	1

for wire cross-section 4 ... 6 mm² ▶ 20 m/roll

Color	Item no.	PU
○ white	211-503	1
● yellow	211-503/000-002	1

for wire cross-section 10 ... 16 mm² ▶ 15 m/roll

Color	Item no.	PU
○ white	211-504	1
● yellow	211-504/000-002	1

for wire cross-section 25 ... 35 mm² ▶ 15 m/roll

Color	Item no.	PU
○ white	211-505	1
● yellow	211-505/000-002	1

for wire cross-section 35 ... 50 mm² ▶ 15 m/roll

Color	Item no.	PU
○ white	211-506	1
● yellow	211-506/000-002	1

PU = packaging unit; SPU = subpackaging unit

Cable tie marker

Marking surface 100 x 15 mm ▶ 800 pcs/reel, 2 lines

Marking surface 25 x 10 mm ▶ 500 pcs/reel; 1 line

Marking surface 44 x 10 mm ▶ 500 pcs/reel, 2 lines



211-836



211-835



211-837

Color	Item no.	PU
○ white	211-836	1
● yellow	211-836/000-002	1
● red	211-836/000-005	1
● blue	211-836/000-006	1
● orange	211-836/000-012	1
● yellow-green	211-836/000-018	1

Color	Item no.	PU
○ white	211-835	1
● yellow	211-835/000-002	1
● red	211-835/000-005	1

Color	Item no.	PU
○ white	211-837	1
● yellow	211-837/000-002	1

3

Accessories; for all products on this page



Cable tie; 2,5 mm x 100 mm



Item no.	PU
807-090/101-100	1

PU = packaging unit; SPU = subpackaging unit

Label

Plastic-coated cotton fabric

Polyester



210-811

210-810

Marking surface 8 x 20 mm ▶ Mounting type: Sticking ▶ 3,000 labels/reel; 2 lines

Color	Item no.	PU
○ white	210-811	1
● yellow	210-811/000-002	1

Marking surface 5 x 35 mm ▶ Mounting type: Sticking ▶ 1,500 labels/reel; 1 line

Color	Item no.	PU
○ white	210-810	1

Marking surface 6 x 15 mm ▶ Mounting type: Sticking ▶ 3,000 labels/reel; 2 lines

Color	Item no.	PU
○ white	210-805	1
● yellow	210-805/000-002	1

Marking surface 8 x 20 mm ▶ Mounting type: Sticking ▶ 3,000 labels/reel; 2 lines

Color	Item no.	PU
○ white	210-807	1
● yellow	210-807/000-002	1

Marking surface 9 x 15 mm ▶ Mounting type: Sticking ▶ 3,000 labels/reel; 2 lines

Color	Item no.	PU
○ white	210-806	1
● yellow	210-806/000-002	1

Marking surface 9.5 x 25 mm ▶ Mounting type: Sticking ▶ 1,500 labels/reel; 2 lines

Color	Item no.	PU
○ white	210-808	1

Label

Circuit marking ▶ Polyester

Divided into three fields



210-814

Divided into two fields



210-813

Mounting type: Sticking ▶ 750 labels/reel; 1 line

Color	Item no.	PU
○ white	210-814	1

Mounting type: Sticking ▶ 750 labels/reel; 1 line

Color	Item no.	PU
○ white	210-813	1

3

PU = packaging unit; SPU = subpackaging unit

Type labels

Safety label



210-824

Marking surface 25 x 50 mm ▶ Polyester ▶ Mounting type: Sticking ▶ 500 markers/reel; 1 line

Color	Item no.	PU
● silver-colored	210-812	1

Marking surface 99 x 44 mm ▶ Polyester ▶ Mounting type: Sticking ▶ 300 markers/reel; 1 line

Color	Item no.	PU
● silver-colored	210-824	1

Marking surface 33 x 70 mm ▶ Polyester ▶ Mounting type: Sticking ▶ 500 markers/reel; 1 line

Color	Item no.	PU
○ white	210-801	1
● silver-colored	210-802	1

Marking surface 44 x 99 mm ▶ Polyester ▶ Mounting type: Sticking ▶ 500 markers/reel; 1 line

Color	Item no.	PU
○ white	210-803	1
● silver-colored	210-804	1



3

PU = packaging unit; SPU = subpackaging unit

Push-button label

Suitable for Eaton's push-button frame

Marking surface 26.5 x 18 mm ▶ Depth: 0.23 mm ▶
Mounting type: Securing with cover (210-851) ▶ 1000
markers/roll; 1 line



210-856

Color	Item no.	PU
<input checked="" type="radio"/> silver-colored	210-850	1

Accessories; for all products on this page



Cover; Width: 26.5 mm; Height: 18 mm; Mounting type:
Snapping on

Color	Item no.	PU
<input type="radio"/> transparent	210-851	100

PU = packaging unit; SPU = subpackaging unit

Push-button label

Suitable for Siemens push-button frame

Marking surface 22 x 22 mm ▶ Depth: 0.05 mm ▶ Mounting type: Securing with cover (210-859) ▶ 1000 markers/reel; 1 line



210-856

Color	Item no.	PU
<input checked="" type="radio"/> silver-colored	210-858	1

Accessories; item-specific



Cover; Width: 22 mm; Height: 22 mm; Mounting type: Snapping on

Color	Item no.	PU
<input type="radio"/> transparent	210-859	100

Marking surface 27 x 27 mm ▶ Depth: 0.65 mm ▶ Mounting type: Snap-in or adhesive mounting ▶ 250 markers/reel; 1 line



210-840

Color	Item no.	PU
<input checked="" type="radio"/> silver-colored	210-840	1

Accessories; item-specific



Cover; Dimensions W x H x D: (27 x 27 x 0.28) mm; Mounting type: Snap-in mounting

Color	Item no.	PU
<input type="radio"/> transparent	210-841	100

Marking surface 27 x 12.5 mm ▶ Depth: 0.65 mm ▶ Mounting type: Snap-in or adhesive mounting ▶ 350 markers/reel; 1 line



210-842

Color	Item no.	PU
<input checked="" type="radio"/> silver-colored	210-842	1

Accessories; item-specific



Cover; Dimensions W x H x D: (12.5 x 27 x 0.28) mm; Mounting type: Snap-in mounting

Color	Item no.	PU
<input type="radio"/> transparent	210-843	100

Marking surface 27 x 17.5 mm ▶ Depth: 0.65 mm ▶ Mounting type: Snap-in or adhesive mounting ▶ 350 markers/reel; 1 line



210-836

Color	Item no.	PU
<input checked="" type="radio"/> silver-colored	210-836	1

Accessories; item-specific



Cover; Dimensions W x H x D: (17.5 x 27 x 0.28) mm; Mounting type: Snap-in mounting

Color	Item no.	PU
<input type="radio"/> transparent	210-837	100

PU = packaging unit; SPU = subpackaging unit

Push-button label

Suitable for push-button frame (210-853)

Marking surface 27 x 19 mm ▶ Depth: 0.65 mm ▶ Mounting type: Sticking ▶ 350 markers/reel; 1 line



210-852

Color	Item no.	PU
<input checked="" type="radio"/> silver-colored	210-852	1

Accessories; for all products on this page



Frame; Width: 27 mm; Height: 19 mm

Color	Item no.	PU
<input checked="" type="radio"/> black	210-853	100

PU = packaging unit; SPU = subpackaging unit

Push-button label

Suitable without button frame

Marking surface 22 x 22 mm ▶ Depth: 0.09 mm ▶ Mounting type: Sticking ▶ 300 markers/reel; 1 line

Marking surface 27 x 18 mm ▶ Depth: 0.65 mm ▶ Mounting type: Sticking ▶ 350 markers/reel; 1 line

Marking surface 27 x 27 mm ▶ Depth: 0.09 mm ▶ Mounting type: Sticking ▶ 250 markers/reel; 1 line



210-856



210-855



210-848

Color	Item no.	PU
● silver-colored	210-847	1

Color	Item no.	PU
● silver-colored	210-855	1

Color	Item no.	PU
● silver-colored	210-848	1

Marking surface 28 x 28 mm ▶ Depth: 0.09 mm ▶ Mounting type: Sticking ▶ 500 markers/reel; 1 line



210-854

Color	Item no.	PU
● silver-colored	210-854	1




3

PU = packaging unit; SPU = subpackaging unit



WAGO Printed Materials

WAGO Printed Materials

	Page
	50
	58
	65

WAGO Printed Materials Description and Installation



Separating a strip from the WMB or WMB marker card.



Stretching a WMB marker strip.




Separating an individual marker from the WMB marker strip – for larger terminal blocks.




Marking via Mini-WSB Quick Marking System.



WMB markers in Mini-WSB marker slots
Marking strip, translucent
Mini-WSB markers




4



WMB Inline markers
Snapping a strip into the marker slot.



WMB "decade" marking



Snapping a WMB marking strip into the marker slot.



Snapping a WMB marker strip into the marker slot of the double marker carrier.

4

Marker

WMB Multi Marking System ▶ 10 strips with 10 markers per card ▶ PU 5



Consecutive symbols each strip							
Marking	Vertical marking			Horizontal marking			
	Marker/strip width			Marker/strip width			
	4 ... 4.2 mm	5 ... 5.2 mm	5 mm	3.5 mm	4 ... 4.2 mm	5 ... 5.2 mm	5 mm
+, -, 1, 2, 3, 13, 14, 4, 5, 6			794-608				
12, A1, A2, 23, 24, 11, 13, 14, 21, 22			793-691				
12, A1, A2, 24, 11, 14, 21, 22, , ;	793-4995						
a, b, c, d, e, f, g, h, ,			794-695				
a, b, c, e, u, v, w, x, y, z		793-5643	793-643	793-3545	793-4543	793-5543	793-543
A, B, P, N, ⊕, PEN, L1, L2, L3, ⊕	793-4645	793-5645	793-645	793-3545	793-4545	793-5545	793-545
A1, A2, A1, A2, A1, A2, A1, A2, A1, A2; (5x) / 11, 12, 11, 12, 11, 12, 11, 12, (5x)			793-953				
A1, A2, A1, A2, A1, A2, A1, A2, A1, A2; (5x) / 13, 14, 13, 14, 13, 14, 13, 14, (5x)			793-952				
A1, A2, A1, A2, RL, -, RL, -, , ;	793-4998						
F51, ..., F60			794-640				
F61, ..., F70			794-641				
F71, ..., F80			794-642				
F81, ..., F90			794-643				
lin, lin, , lout, lout, 24V, 11, 12, 14, 0V;	793-4997						
K1 - K10							793-450
K11 - K20							793-451
L, N, Quitt, Stör., A1, A2, Test, N, 14, 24			794-606				
L1, L2, L3, N, ⊕, L1, L2, L3, N, ⊕	794-4672	794-5672	794-672		793-4472	793-5472	793-472
R, S, T, U, V, W, X, Y, Z, Mp	793-4644	793-5644	793-644	793-3544	793-4544	793-5544	793-544
R1, S1, T1, U1, V1, W1, X1, Y1, Z1, SL	793-4646	793-5646	793-646		793-4546	793-5546	793-546
R2, S2, T2, U2, V2, W2, X2, Y2, Z2, SL		793-5647	793-647		793-4547	793-5547	793-547
R3, S3, T3, U3, V3, W3, X3, Y3, Z3, SL		793-5648	793-648		793-4548	793-5548	793-548
R4, S4, T4, ..., Y4, Z4, SL and R5, S5, T5, ..., Y5, Z5, SL			793-649		793-4549	793-5549	793-549
R6, S6, T6, ..., Y6, Z6, SL to R10, S10, T10, ..., Y10, Z10, SL			793-650			793-5550	793-550
U, V, W, N, ⊕, U, V, W, N, ⊕	794-4674	794-5674	794-674		793-4474	793-5474	793-474
U, V, W, N, PE, U, V, W, N, ⊕; (5x) / L1, L2, L3, N, ⊕; (5x)			793-673		793-4473	793-5473	793-473
U1, ... U10							793-453
U1, V1, W1, U1, V1, W1, U1, V1, W1, ...	793-4687	793-5687	793-687		793-4487	793-5487	793-487
U11 - U20							793-454
U2, V2, W2, U2, V2, W2, U2, V2, W2, ...	793-4694	793-5694	793-694		793-4494	793-5494	793-494
U3, V3, W3, U3, V3, W3, U3, V3, W3, ...	793-4695	793-5695	793-695			793-5495	793-495
U4, V4, W4, U4, V4, W4, U4, V4, W4, ...	793-4696	793-5696	793-696		793-4496	793-5496	793-496
U5, V5, W5, U5, V5, W5, U5, V5, W5, ...	793-4697	793-5697	793-697			793-5497	793-497
U6, V6, W6, ..., U6, V6, W6, ... to U9, V9, W9, ..., U9, V9, W9		793-5698	793-698			793-5498	793-498

PU = packaging unit; SPU = subpackaging unit

Marker

WMB Multi Marking System ▶ 10 strips with 10 markers per card ▶ PU 5

Same symbols per strip							
Marking	Vertical marking				Horizontal marking		
	Marker/strip width				Marker/strip width		
	3.5 mm	4 ... 4.2 mm	5 ... 5.2 mm	5 mm	4 ... 4.2 mm	5 ... 5.2 mm	5 mm
⊕		793-4680	793-5680	793-680	793-4580	793-5580	793-580
-							794-507
↓						794-552	
+							794-509
+/-	793-3652	793-4652	793-5652	793-652	793-4552	793-5552	793-552
0V							794-506
24 V							794-508
E3 / E4							794-567
F6							793-466
K							793-452
L1		793-4674	793-5674	793-674	793-4574	793-5574	793-574
L2		793-4675	793-5675	793-675	793-4575	793-5575	793-575
L3		793-4676	793-5676	793-676	793-4576	793-5576	793-576
N		793-4677	793-5677	793-677	793-4577	793-5577	793-577
PE		793-4678	793-5678	793-678	793-4578	793-5578	793-578
PEN		793-4679	793-5679	793-679	793-4579	793-5579	793-579
R		793-4681	793-5681	793-681	793-4581	793-5581	793-581
S		793-4682	793-5682	793-682	793-4582	793-5582	793-582
Symbol for shield terminal blocks per DIN 40771		793-4993					
T		793-4683	793-5683	793-683	793-4583	793-5583	793-583
T1, T2, T3							793-585
U						793-5587	793-587
V						793-5588	793-588
W						793-5589	793-589

Marker

WMB Multi Marking System ▶ 10 strips with 10 markers per card ▶ PU 5

Consecutive numbers per strip								
Marking	Vertical marking				Horizontal marking			
	Marker/strip width				Marker/strip width			
	3.5 mm	4 ... 4.2 mm	5 ... 5.2 mm	5 mm	3.5 mm	4 ... 4.2 mm	5 ... 5.2 mm	5 mm
1 ... 10		793-4602	793-5602	793-602	793-3502	793-4502	793-5502	793-502
1 ... 50		793-4666	793-5666	793-666	793-3566	793-4566	793-5566	793-566
1 ... 9		793-4665	793-5665	793-665	793-3565	793-4565	793-5565	793-565
1, 3, 5, 7, 9, 11, 13, 15, 17, 19; (5x) / 2, 4, 6, 8, 10, 12, 14, 16, 18, 20; (5x)								793-475
101 ... 150		793-4608	793-5608	793-608	793-3508	793-4508	793-5508	793-508
101, 101, 101, 102, ..., 130, 130, 130		793-4667	793-5667	793-667				
101, 103, 105, ..., 199 and 102, 104, 106, ..., 200				794-680			793-5478	793-478
11 ... 20		793-4603	793-5603	793-603	793-3503	793-4503	793-5503	793-503
131, 131, 131, 132, ..., 160, 160, 160		793-4668	793-5668	793-668				
151 ... 200		793-4609	793-5609	793-609	793-3509	793-4509	793-5509	793-509
151, 153 ... 199; 152, 154 ... 200				794-609				
1601 ... 1700		793-4902						
2, 5 ... 299				794-676				
200 ... 298								794-577
2001 ... 2100				793-923				
201 ... 250				794-624				
201 ... 300		793-4610	793-5610	793-610	793-3510	793-4510	793-5510	793-510
201, 203, 205, ..., 299 and 202, 204, 206, ..., 300				794-681				793-479
21 ... 30		793-4604	793-5604	793-604	793-3504	793-4504	793-5504	793-504
21, 23, 25, 27, 29, 31, 33, 35, 37, 39; (5x) / 22, 24, 26, 28, 30, 32, 34, 36, 38, 40; (5x)								793-476
2101 ... 2200				793-924				
2201 ... 2300				793-925				
2301 ... 2400				793-926				
2401 ... 2500				793-927				
2501 ... 2600				793-928				
300 ... 398								794-578
301 ... 350				794-625				
301 ... 400		793-4611	793-5611	793-611		793-4511	793-5511	793-511
301, 303, 305, ..., 399 and 302, 304, 306, ..., 400				794-682				793-480
31 ... 40		793-4605	793-5605	793-605	793-3505	793-4505	793-5505	793-505
400, 403 ... 496 (1x); 401, 404 ... 497 (1x); 402, 405 ... 498 (1x)								794-580
401 ... 450				794-626				
401 ... 500		793-4612	793-5612	793-612		793-4512	793-5512	793-512
401, 403, 405, ..., 499 and 402, 404, 406, ..., 500				794-683				793-481
41 ... 50		793-4606	793-5606	793-606	793-3506	793-4506	793-5506	793-506
500, 503 ... 596 (1x); 501, 504 ... 597 (1x); 502, 505 ... 598 (1x)								794-581
501 ... 550				794-627				
501 ... 600		793-4613	793-5613	793-613		793-4513	793-5513	793-513
501, 503, 505, ..., 599 and 502, 504, 506, ..., 600				794-684				793-482
51 ... 100	793-3607	793-4607	793-5607	793-607	793-3507	793-4507	793-5507	793-507
51 ... 60		794-4601	794-5601	794-601		793-4569	793-5569	793-569
600, 603 ... 696 (1x); 601, 604 ... 697 (1x); 602, 605 ... 698 (1x)								794-582
601 ... 700		793-4614	793-5614	793-614		793-4514	793-5514	793-514
601, 603, 605, ..., 699 and 602, 604, 606, ..., 700				794-685				793-483
61 ... 70		794-4602	794-5602	794-602		793-4570	793-5570	793-570
700, 703 ... 796 (1x); 701, 704 ... 797 (1x); 702, 705 ... 798 (1x)								794-583
701 ... 800		793-4615	793-5615	793-615		793-4515	793-5515	793-515
701, 703, 705, ..., 799 and 702, 704, 706, ..., 800				794-686				793-484
71 ... 80		794-4603	794-5603	794-603		793-4571	793-5571	793-571
800, 803 ... 896 (1x); 801, 804 ... 897 (1x); 802, 805 ... 898 (1x)								794-584
801 ... 900		793-4616	793-5616	793-616		793-4516	793-5516	793-516
801, 803, 805, ..., 899 and 802, 804, 806, ..., 900				794-687				
81 ... 90		794-4604	794-5604	794-604		793-4572	793-5572	793-572
900, 903 ... 996 (1x); 901, 904 ... 997 (1x); 902, 905 ... 998 (1x)								794-585
901 ... 1000		793-4617	793-5617	793-617		793-4517	793-5517	793-517
901, 903, 905, ..., 999 and 902, 904, 906, ..., 1000				794-688				
91 ... 100		794-4605	794-5605	794-605		793-4573	793-5573	793-573

PU = packaging unit; SPU = subpackaging unit

Marker

WMB Multi Marking System ▶ 10 strips with 10 markers per card ▶ PU 5

Same numbers per strip						
Marking	Vertical marking			Horizontal marking		
	Marker/strip width			Marker/strip width		
	4 ... 4.2 mm	5 ... 5.2 mm	5 mm	4 ... 4.2 mm	5 ... 5.2 mm	5 mm
1 / 2	793-4618	793-5618	793-618	793-4518	793-5518	793-518
101 / 102					793-5425	793-425
103 / 104					793-5426	793-426
105 / 106					793-5427	793-427
107 / 108					793-5428	793-428
109 / 110					793-5429	793-429
11 / 12	793-4623	793-5623	793-623	793-4523	793-5523	793-523
111 / 112					793-5430	793-430
113 / 114					793-5431	793-431
115 / 116					793-5432	793-432
117 / 118					793-5433	793-433
119 / 120					793-5434	793-434
121 / 122					793-5435	793-435
123 / 124					793-5436	793-436
125 / 126					793-5437	793-437
127 / 128					793-5438	793-438
129 / 130					793-5439	793-439
13 / 14	793-4624	793-5624	793-624	793-4524	793-5524	793-524
15 / 16	793-4625	793-5625	793-625	793-4525	793-5525	793-525
17 / 18	793-4626	793-5626	793-626	793-4526	793-5526	793-526
19 / 20	793-4627	793-5627	793-627	793-4527	793-5527	793-527
21 / 22				793-4528	793-5528	793-528
23 / 24				793-4529	793-5529	793-529
25 / 26				793-4530	793-5530	793-530
27 / 28				793-4531	793-5531	793-531
29 / 30				793-4532	793-5532	793-532
3 / 4	793-4619	793-5619	793-619	793-4519	793-5519	793-519
31 / 32				793-4533	793-5533	793-533
33 / 34				793-4534	793-5534	793-534
35 / 36				793-4535	793-5535	793-535
37 / 38				793-4536	793-5536	793-536
39 / 40				793-4537	793-5537	793-537
4				793-4567		793-567
41 / 42				793-4538	793-5538	793-538
43 / 44				793-4539	793-5539	793-539
45 / 46				793-4540	793-5540	793-540
47 / 48				793-4541	793-5541	793-541
49 / 50				793-4542	793-5542	793-542
5 / 6	793-4620	793-5620	793-620	793-4520	793-5520	793-520
7 / 8	793-4621	793-5621	793-621	793-4521	793-5521	
9 / 10	793-4622	793-5622	793-622	793-4522	793-5522	793-522

4

Marker

WMB Multi Marking System, for decade marking (with red printing) ▶ Same numbers per strip ▶ 10 strips with 10 markers per card ▶ PU 5




Marking	Vertical marking			Horizontal marking		
	Marker/strip width			Marker/strip width		
	4 ... 4.2 mm	5 ... 5.2 mm	5 mm	4 ... 4.2 mm	5 ... 5.2 mm	5 mm
10, 20 ... 50	793-4653	793-5653	793-653	793-4553	793-5553	793-553
110, 120 ... 150	793-4655	793-5655	793-655	793-4555	793-5555	793-555
160, 170 ... 200	793-4656	793-5656	793-656	793-4556	793-5556	793-556
210, 220 ... 300	793-4657	793-5657	793-657	793-4557	793-5557	793-557
310, 320 ... 400	793-4658	793-5658	793-658	793-4558	793-5558	793-558
410, 420 ... 500	793-4659	793-5659	793-659	793-4559	793-5559	793-559
510, 520 ... 600	793-4660		793-660	793-4560	793-5560	793-560
60, 70 ... 100	793-4654	793-5654	793-654	793-4554	793-5554	793-554
610, 620 ... 700	793-4661		793-661	793-4561	793-5561	793-561
710, 720 ... 800	793-4662	793-5662	793-662	793-4562		793-562
810, 820 ... 900	793-4663	793-5663	793-663	793-4563		793-563
910, 920 ... 1000	793-4664	793-5664	793-664	793-4564	793-5564	793-564

PU = packaging unit; SPU = subpackaging unit

Marker

WMB Multi Marking System, for double-deck terminal blocks, Consecutive numbers per strip ►
 10 strips with 10 markers per card ► PU 5




Marking	Vertical marking			Horizontal marking			
	Marker/strip width			Marker/strip width			
	4 ... 4.2 mm	5 ... 5.2 mm	5 mm	3.5 mm	4 ... 4.2 mm	5 ... 5.2 mm	5 mm
1, 3, 5, ..., 99 and 2, 4, 6, ..., 100	793-4699	793-5699	793-699	793-3599	793-4599	793-5599	793-599
101, 103, 105, ..., 149 and 102, 104, 106, ..., 150	793-4900	793-5900	793-900				

PU = packaging unit; SPU = subpackaging unit

Marker

WMB Multi Marking System, for triple-deck terminal blocks, Consecutive numbers per strip ▶
 10 strips with 10 markers per card ▶ PU 5




Marking	Vertical marking			Horizontal marking	
	Marker/strip width			Marker/strip width	
	4 ... 4.2 mm	5 ... 5.2 mm	5 mm	5 ... 5.2 mm	5 mm
1, 4, 7, ..., 88 and 2, 5, 8, ..., 89 and 3, 6, 9, ..., 90 and 91, 94, 97, 92, 95, 98, 93, 96, 99, ;	794-4657	794-5657	794-657	794-5557	794-557
100, 103, 106, ..., 187 and 101, 104, 107, ..., 188 and 102, 105, 108, ..., 189 and 190, 193, 196, 191, 194, 197, 192, 195, 198, ;		794-5658	794-658	794-5558	794-558
410 ... 500			794-659		

4

Marker

WMB Multi Marking System, for fuse terminal blocks (281-6xx), Consecutive symbols each strip

► 10 strips with 10 markers per card ► PU 5



Marking	Vertical marking		
	Marker/strip width		
	4 ... 4.2 mm	5 ... 5.2 mm	5 mm
F1, ..., F10	794-4615	794-5615	794-615
F11, ..., F20	794-4616	794-5616	794-616
F21, ..., F30	794-4617	794-5617	794-617
F31, ..., F40	794-4618	794-5618	794-618
F41, ..., F50	794-4619	794-5619	794-619

Marker

Mini-WSB Quick Marking System ▶ 10 strips with 10 markers per card ▶ PU 5



Consecutive symbols each strip

Marking	Horizontal marking
	5 mm
a, b, c, e, u, v, w, x, y, z	248-543
K	248-452
K1 - K10	248-450
K11 - K20	248-451
L1,, L2,, L3,, N,, ⊕,;	264-902
L1, L2, L3, N, ⊕, L1, L2, L3, N, ⊕	248-472
R, S, T, U, V, W, X, Y, Z, Mp	248-544
R1, S1, T1, U1, V1, W1, X1, Y1, Z1, SL	248-546
R2, S2, T2, U2, V2, W2, X2, Y2, Z2, SL	248-547
R3, S3, T3, U3, V3, W3, X3, Y3, Z3, SL	248-548
R4, S4, T4, ..., Y4, Z4, SL and R5, S5, T5, ..., Y5, Z5, SL	248-549
R6, S6, T6, ..., Y6, Z6, SL to R10, S10, T10, ..., Y10, Z10, SL	248-550
U,, V,, W,, N,, ⊕,;	264-901
U, V, W, N, ⊕, U, V, W, N, ⊕	248-474
U1, ... U10	248-453
U1, V1, W1, U1, V1, W1, U1, V1, W1, ...	248-487
U11 - U20	248-454
U2, V2, W2, U2, V2, W2, U2, V2, W2, ...	248-494
U3, V3, W3, U3, V3, W3, U3, V3, W3, ...	248-495
U4, V4, W4, U4, V4, W4, U4, V4, W4, ...	248-496
U5, V5, W5, U5, V5, W5, U5, V5, W5, ...	248-497
U6, V6, W6, ..., U6, V6, W6, ... to U9, V9, W9, ..., U9, V9, W9	248-498

Same symbols per strip

Marking	Horizontal marking
	5 mm
⊕	248-580
+/-	248-552
L1	248-574
L2	248-575
L3	248-576
N	248-577
PE	248-578
PEN	248-579
R	248-581
S	248-582
T	248-583
U 100	248-455

PU = packaging unit; SPU = subpackaging unit

Marker

Mini-WSB Quick Marking System ▶ 10 strips with 10 markers per card ▶ PU 5

Consecutive numbers per strip		
Marking	Vertical marking	Horizontal marking
	5 mm	5 mm
1 ... 10	248-602	248-502
1 ... 50	248-666	248-566
1 ... 9	248-665	248-565
1, , 2, , 3, , 4, , 5, ; to 46, , 47, , 48, , 49, , 50, ;		264-900
100, 103, 106, ..., 187 and 101, 104, 107, ..., 188 and 102, 105, 108, ..., 189 and 190, 193, 196, 191, 194, 197, 192, 195, 198, ;		247-558
101 ... 150	248-608	248-508
101, 101, 101, 102, ..., 130, 130, 130	248-667	
11 ... 20	248-603	248-503
151 ... 200	248-609	248-509
201 ... 300	248-610	248-510
21 ... 30	248-604	248-504
301 ... 400	248-611	248-511
31 ... 40	248-605	248-505
401 ... 500	248-612	248-512
41 ... 50	248-606	248-506
501 ... 600	248-613	248-513
51 ... 100	248-607	248-507
51 ... 60	247-601	248-569
601 ... 700	248-614	248-514
61 ... 70	247-602	248-570
701 ... 800	248-615	248-515
71 ... 80	247-603	248-571
801 ... 900	248-616	248-516
81 ... 90	247-604	248-572
901 ... 1000	248-617	248-517
91 ... 100	247-605	248-573
E60.0, E60.1, ..., E69.6, E69.7		247-557

Marker**Mini-WSB Quick Marking System ▶ 10 strips with 10 markers per card ▶ PU 5**

Same numbers per strip	
Marking	Horizontal marking
	5 mm
1 / 2	248-518
1,, 1,, 1,, 1,, 1,;	264-903
11 / 12	248-523
13 / 14	248-524
15 / 16	248-525
17 / 18	248-526
19 / 20	248-527
2,, 2,, 2,, 2,, 2,;	264-904
21 / 22	248-528
23 / 24	248-529
25 / 26	248-530
27 / 28	248-531
29 / 30	248-532
3 / 4	248-519
3,, 3,, 3,, 3,, 3,;	264-905
31 / 32	248-533
33 / 34	248-534
35 / 36	248-535
37 / 38	248-536
39 / 40	248-537
41 / 42	248-538
43 / 44	248-539
45 / 46	248-540
47 / 48	248-541
49 / 50	248-542
5 / 6	248-520
51 / 52	248-400
53 / 54	248-401
55 / 56	248-402
57 / 58	248-403
59 / 60	248-404
61 / 62	248-405
63 / 64	248-406
65 / 66	248-407
67 / 68	248-408
69 / 70	248-409
7 / 8	248-521
71 / 72	248-410
73 / 74	248-411
75 / 76	248-412
77 / 78	248-413
79 / 80	248-414
81 / 82	248-415
83 / 84	248-416
85 / 86	248-417
87 / 88	248-418
89 / 90	248-419
9 / 10	248-522
91 / 92	248-420
93 / 94	248-421
95 / 96	248-422
97 / 98	248-423
99 / 100	248-424

PU = packaging unit; SPU = subpackaging unit

Marker

Mini-WSB Quick Marking System, for decade marking (with red printing), Same numbers per strip ► 10 strips with 10 markers per card ► PU 5



Marking	Vertical marking	Horizontal marking
	5 mm	5 mm
10, 20 ... 50	248-653	248-553
110, 120 ... 150		248-555
160, 170 ... 200		248-556
210, 220 ... 300		248-557
310, 320 ... 400		248-558
410, 420 ... 500		248-559
510, 520 ... 600		248-560
60, 70 ... 100		248-554
610, 620 ... 700		248-561
710, 720 ... 800		248-562
810, 820 ... 900		248-563
910, 920 ... 1000		248-564

4

PU = packaging unit; SPU = subpackaging unit

Marker

Mini-WSB Quick Marking System, for double-deck terminal blocks, Consecutive numbers per strip ▶
 10 strips with 10 markers per card ▶ PU 5



Marking	Horizontal marking
1, 3, 5, ..., 99 and 2, 4, 6, ..., 100	5 mm
	248-599

4

Marker

Mini-WSB Quick Marking System, for WAGO I/O System ►
10 strips with 10 markers per card ► PU 5



Consecutive symbols each strip	
Marking	Horizontal marking
	5 mm
.07/- (10x/20x)	247-544
.07/+ (10x/20x)	247-545
.07/free (10x/20x)	247-543
.07/L (10x/20x)	247-547
.07/N (10x/20x)	247-546
A0 A1 ... A8 A9	247-510
E0 E1 ... E8 E9	247-511
X0 X1 ... X8 X9	247-512
Same symbols per strip	
Marking	Horizontal marking
	5 mm
⊕	247-552
-	247-507
+	247-509
0V	247-506
24 V	247-508

4

Marker

Mini-WSB Quick Marking System, for WAGO I/O System ▶ 10 strips with 10 markers per card ▶ PU 5

Consecutive numbers per strip	
Marking	Horizontal marking
	5 mm
00 ... 09	247-513
00 ... 49	247-523
10 ... 19	247-514
100 ... 149	247-525
150 ... 199	247-526
20 ... 29	247-515
200 ... 249	247-527
250 ... 299	247-528
30 ... 39	247-516
300 ... 349	247-529
350 ... 399	247-530
40 ... 49	247-517
400 ... 449	247-531
450 ... 499	247-532
50 ... 59	247-518
50 ... 99	247-524
500 ... 549	247-533
550 ... 599	247-534
60 ... 69	247-519
600 ... 649	247-535
650 ... 699	247-536
70 ... 79	247-520
700 ... 749	247-537
750 ... 799	247-538
80 ... 89	247-521
800 ... 849	247-539
850 ... 899	247-540
90 ... 99	247-522
900 ... 949	247-541
950 ... 999	247-542

PU = packaging unit; SPU = subpackaging unit

Marking strip DIN A4 card



for 2-conductor terminal strips (260 Series)

Marking	Strip width: 6 mm	PU (SPU)
	40 strips	
1 ... 10	210-333/500-002	100 (1)
1 ... 12	210-333/500-103	100 (1)
1 ... 50	210-333/500-021	100 (1)
11 ... 20	210-333/500-003	100 (1)
13 ... 24	210-333/500-104	100 (1)
21 ... 30	210-333/500-004	100 (1)
31 ... 40	210-333/500-005	100 (1)
41 ... 50	210-333/500-006	100 (1)
51 ... 60	210-333/500-007	100 (1)
61 ... 70	210-333/500-008	100 (1)
71 ... 80	210-333/500-009	100 (1)
81 ... 90	210-333/500-010	100 (1)
91 ... 100	210-333/500-011	100 (1)

for 4-conductor terminal strips (260 Series)

Marking	Strip width: 6 mm	PU (SPU)
	40 strips	
1 ... 10	210-333/800-002	100 (1)
1 ... 40	210-333/800-209	100 (1)
11 ... 20	210-333/800-003	100 (1)
21 ... 30	210-333/800-004	100 (1)
31 ... 40	210-333/800-005	100 (1)
41 ... 50	210-333/800-006	100 (1)
51 ... 60	210-333/800-007	100 (1)
61 ... 70	210-333/800-008	100 (1)
71 ... 80	210-333/800-009	100 (1)
81 ... 90	210-333/800-010	100 (1)
91 ... 100	210-333/800-011	100 (1)

for 4-conductor terminal strips (262 Series)

Marking	Strip width: 6 mm	PU (SPU)
	40 strips	
1 ... 12	210-333/1200-103	100 (1)
1 ... 24	210-333/1200-203	100 (1)
13 ... 24	210-333/1200-104	100 (1)
25 ... 36	210-333/1200-105	100 (1)
37 ... 48	210-333/1200-106	100 (1)
49 ... 60	210-333/1200-107	100 (1)

PU = packaging unit; SPU = subpackaging unit

Marking strip DIN A4 card

for terminal strips with 10 mm pin spacing			
Marking	Strip width: 3 mm	Strip width: 6 mm	PU (SPU)
	80 strips	40 strips	
1 ... 10		210-333/1000-002	100 (1)
1 ... 12	210-332/1000-103		100 (1)
1 ... 16	210-332/1000-202	210-333/1000-202	100 (1)
1 ... 32		210-333/1000-205	100 (1)
1 ... 36		210-333/1000-208	100 (1)
13 ... 24	210-332/1000-104		100 (1)
17 ... 31	210-332/1000-204		100 (1)
17 ... 32		210-333/1000-204	100 (1)
33 ... 48	210-332/1000-206	210-333/1000-206	100 (1)
49 ... 64		210-333/1000-110	100 (1)
65 ... 80		210-333/1000-111	100 (1)
81 ... 96		210-333/1000-112	100 (1)
97 ... 112		210-333/1000-113	100 (1)
L1		210-333/1000-074	100 (1)
L2		210-333/1000-075	100 (1)
L3		210-333/1000-076	100 (1)
N		210-333/1000-077	100 (1)
only grid spacing	210-332/1000-001	210-333/1000-001	100 (1)
PE		210-333/1000-078	100 (1)
PEN		210-333/1000-079	100 (1)

for terminal strips with 10.16 mm pin spacing			
Marking	Strip width: 3 mm		PU (SPU)
	80 strips		
1 ... 16	210-332/1016-202		100 (1)
1 ... 8	210-332/1016-199		100 (1)
17 ... 31	210-332/1016-204		100 (1)
33 ... 48	210-332/1016-206		100 (1)
only grid spacing	210-332/1016-001		100 (1)

for terminal strips with 11.1 mm pin spacing			
Marking	Strip width: 3 mm	Strip width: 5 mm	PU (SPU)
	80 strips	48 strips	
⊕, N, L1	210-332/1110-082		100 (1)
⊕, N, L1, L2	210-332/1110-083		100 (1)
⊕, N, L1, L2, L3	210-332/1110-084		100 (1)
1 ... 16	210-332/1110-202		100 (1)
17 ... 32	210-332/1110-204		100 (1)
N, L1	210-332/1110-081		100 (1)
only grid spacing	210-332/1110-001		100 (1)
PE	210-332/1110-080		100 (1)
R, S, T	210-332/1110-085		100 (1)
U, V, W	210-332/1110-086	210-334/1110-086	100 (1)
X, Y, Z	210-332/1110-087		100 (1)

for terminal strips with 12 mm pin spacing			
Marking	Strip width: 6 mm		PU (SPU)
	40 strips		
L1	210-333/1200-074		100 (1)
L2	210-333/1200-075		100 (1)
L3	210-333/1200-076		100 (1)
N	210-333/1200-077		100 (1)
only grid spacing	210-333/1200-001		100 (1)
PE	210-333/1200-078		100 (1)
PEN	210-333/1200-079		100 (1)

for terminal strips with 2.54 mm pin spacing			
Marking	Strip width: 2.3 mm		PU (SPU)
	100 strips		
1 ... 16	210-331/254-202		100 (1)
1 ... 48	210-331/254-207		100 (1)
1 ... 50	210-331/254-021		100 (1)
17 ... 32	210-331/254-204		100 (1)
33 ... 48	210-331/254-206		100 (1)

PU = packaging unit; SPU = subpackaging unit

Marking strip DIN A4 card

for terminal strips with 3.5 mm pin spacing						
Marking	Strip width: 3 mm				PU (SPU)	
	80 strips					
1 ... 16	210-332/350-202				100 (1)	
17 ... 32	210-332/350-204				100 (1)	
33 ... 48	210-332/350-206				100 (1)	

for terminal strips with 3.81 mm pin spacing						
Marking	Strip width: 3 mm				PU (SPU)	
	80 strips					
1 ... 16	210-332/381-202				100 (1)	
1 ... 32	210-332/381-205				100 (1)	
17 ... 32	210-332/381-204				100 (1)	
33 ... 48	210-332/381-206				100 (1)	

for terminal strips with 3.96 mm pin spacing						
Marking	Strip width: 3 mm				PU (SPU)	
	80 strips					
1 ... 16	210-332/396-202				100 (1)	
1 ... 32	210-332/396-205				100 (1)	
17 ... 32	210-332/396-204				100 (1)	
33 ... 48	210-332/396-206				100 (1)	

for terminal strips with 4 mm pin spacing						
Marking	Strip width: 3 mm				PU (SPU)	
	80 strips					
1 ... 16	210-332/400-202				100 (1)	
1 ... 32	210-332/400-205				100 (1)	
17 ... 32	210-332/400-204				100 (1)	
33 ... 48	210-332/400-206				100 (1)	

for terminal strips with 5 mm pin spacing						
Marking	Strip width: 2.3 mm	Strip width: 3 mm	Strip width: 5 mm		Strip width: 6 mm	PU (SPU)
	100 strips	80 strips	24 strips	48 strips	40 strips	
⊕					210-333/500-080	100 (1)
1 ... 16	210-331/500-202	210-332/500-202				100 (1)
1 ... 24		210-332/500-203	210-334/500-209	210-334/500-203		100 (1)
1 ... 32		210-332/500-205				100 (1)
1 ... 8		210-332/500-199				100 (1)
1, 5, 9 ... 141 (20x); 2, 6, 10 ... 142 (20x); 3, 7, 11 ... 143 (20x); 4, 8, 12 ... 144 (20x)		210-332/500-410				100 (1)
17 ... 32		210-332/500-204				100 (1)
33 ... 48		210-332/500-206				100 (1)
51 ... 100		210-332/500-022				100 (1)
L1					210-333/500-074	100 (1)
L2					210-333/500-075	100 (1)
L3					210-333/500-076	100 (1)
N					210-333/500-077	100 (1)
only grid spacing		210-332/500-001			210-333/500-001	100 (1)
PE					210-333/500-078	100 (1)
PEN					210-333/500-079	100 (1)

Marking strip DIN A4 card

for terminal strips with 5.08 mm pin spacing			
Marking	Strip width: 2.3 mm	Strip width: 3 mm	PU (SPU)
	100 strips	80 strips	
1 ... 10	210-331/508-002		100 (1)
1 ... 16		210-332/508-202	100 (1)
1 ... 20	210-331/508-020		100 (1)
1 ... 32		210-332/508-205	100 (1)
11 ... 20	210-331/508-003		100 (1)
17 ... 32		210-332/508-204	100 (1)
25 ... 36	210-331/508-105		100 (1)
33 ... 48		210-332/508-206	100 (1)
37 ... 48	210-331/508-106		100 (1)
49 ... 60	210-331/508-107		100 (1)
49 ... 64		210-332/508-110	100 (1)
only grid spacing		210-332/508-001	100 (1)

for terminal strips with 5.75 mm pin spacing			
Marking	Strip width: 3 mm		PU (SPU)
	80 strips		
1 ... 12	210-332/575-103		100 (1)

for terminal strips with 6 mm pin spacing			
Marking	Strip width: 6 mm		PU (SPU)
	40 strips		
1 ... 10	210-333/600-002		100 (1)
1 ... 12	210-333/600-103		100 (1)
1 ... 16	210-333/600-202		100 (1)
1 ... 50	210-333/600-021		100 (1)
13 ... 24	210-333/600-104		100 (1)
17 ... 24	210-333/600-201		100 (1)
25 ... 36	210-333/600-105		100 (1)
37 ... 48	210-333/600-106		100 (1)
41 ... 50	210-333/600-006		100 (1)
51 ... 60	210-333/600-007		100 (1)
61 ... 70	210-333/600-008		100 (1)
71 ... 80	210-333/600-009		100 (1)
81 ... 90	210-333/600-010		100 (1)
91 ... 100	210-333/600-011		100 (1)
L1	210-333/600-074		100 (1)
L2	210-333/600-075		100 (1)
L3	210-333/600-076		100 (1)
N	210-333/600-077		100 (1)
only grid spacing	210-333/600-001		100 (1)
PE	210-333/600-078		100 (1)
PEN	210-333/600-079		100 (1)

for terminal strips with 6.35 mm pin spacing			
Marking	Strip width: 3 mm		PU (SPU)
	80 strips		
⊕, N, L1	210-332/635-082		100 (1)
⊕, N, L1, L2	210-332/635-083		100 (1)
⊕, N, L1, L2, L3	210-332/635-084		100 (1)
1 ... 8	210-332/635-199		100 (1)
17 ... 24	210-332/635-201		100 (1)
9 ... 16	210-332/635-200		100 (1)
N, L1	210-332/635-081		100 (1)
only grid spacing	210-332/635-001		100 (1)
PE	210-332/635-080		100 (1)
R, S, T	210-332/635-085		100 (1)
U, V, W	210-332/635-086		100 (1)
X, Y, Z	210-332/635-087		100 (1)

PU = packaging unit; SPU = subpackaging unit

Marking strip DIN A4 card

for terminal strips with 7 mm pin spacing				
Marking	Strip width: 2.3 mm	Strip width: 3 mm	Strip width: 6 mm	PU (SPU)
	100 strips	80 strips	40 strips	
1 ... 12	210-331/700-103	210-332/700-103		100 (1)
1 ... 20			210-333/700-020	100 (1)
1 ... 50			210-333/700-021	100 (1)
12 ... 1		210-332/700-102		100 (1)
21 ... 40			210-333/700-108	100 (1)
41 ... 60			210-333/700-109	100 (1)
51 ... 100			210-333/700-022	100 (1)
L1			210-333/700-074	100 (1)
L2			210-333/700-075	100 (1)
L3			210-333/700-076	100 (1)
N			210-333/700-077	100 (1)
only grid spacing		210-332/700-001	210-333/700-001	100 (1)
PE			210-333/700-078	100 (1)
PEN			210-333/700-079	100 (1)

for terminal strips with 7.5 mm pin spacing				
Marking			Strip width: 3 mm	PU (SPU)
			80 strips	
1 ... 12			210-332/750-103	100 (1)
1 ... 20			210-332/750-020	100 (1)
only grid spacing			210-332/750-001	100 (1)

for terminal strips with 7.62 mm pin spacing			
Marking	Strip width: 3 mm	Strip width: 5 mm	PU (SPU)
	80 strips	48 strips	
⊕, N, L1, L2, L3	210-332/762-084		100 (1)
1 ... 16		210-334/762-202	100 (1)
1 ... 20	210-332/762-020		100 (1)
1 ... 48	210-332/762-207		100 (1)
only grid spacing	210-332/762-001		100 (1)

for terminal strips with 8 mm pin spacing				
Marking			Strip width: 6 mm	PU (SPU)
			40 strips	
L1			210-333/800-074	100 (1)
L2			210-333/800-075	100 (1)
L3			210-333/800-076	100 (1)
N			210-333/800-077	100 (1)
only grid spacing			210-333/800-001	100 (1)
PE			210-333/800-078	100 (1)
PEN			210-333/800-079	100 (1)

for male and female connectors with 5 mm pin spacing and CAGE CLAMP® connection				
Marking			Strip width:	PU (SPU)
			2.3 mm	
			100 strips	
1 ... 12			210-331/500-103	100 (1)
13 ... 24			210-331/500-104	100 (1)

for male and female connectors with 5.08 mm pin spacing and CAGE CLAMP® connection				
Marking			Strip width:	PU (SPU)
			2.3 mm	
			100 strips	
1 ... 12			210-331/508-103	100 (1)
13 ... 24			210-331/508-104	100 (1)

PU = packaging unit; SPU = subpackaging unit


Marking strip DIN A4 card

for male and female connectors with 7.5 mm pin spacing and CAGE CLAMP® connection		
Marking	Strip width:	PU (SPU)
	2.3 mm	
	100 strips	
1 ... 16	210-331/750-202	100 (1)

for male and female connectors with 7.62 mm pin spacing and CAGE CLAMP® connection		
Marking	Strip width:	PU (SPU)
	2.3 mm	
	100 strips	
1 ... 16	210-331/762-202	100 (1)






for terminal strips with 2.5 mm pin spacing		
Marking	Strip width:	PU (SPU)
	2.3 mm	
	100 strips	
1 ... 16	210-331/250-202	100 (1)
1 ... 48	210-331/250-207	100 (1)
17 ... 32	210-331/250-204	100 (1)
33 ... 48	210-331/250-206	100 (1)

4



Plain WAGO Products

Plain WAGO Products

		Page
	WAGO Multi Marking System (WMB)	74
	WAGO Quick Marking System Mini (Mini-WSB)	75
	Self-Adhesive Marking Strips on DIN A4 Sheets	76
	Labels on DIN A4 Sheets	77
	Sleeves for Printable Markers	78

Marker

WMB Multi Marking System ▶ 10 strips with 10 markers per card ▶ PU 5



Custom Marking

These markers can also be conveniently customized using the Smart Designer Configurator's software. Simply click on the "Configure" button on the right, and label the markers as needed. Before ordering, you must register the software.

For re-orders, use the provided item number; this number can also be found in your software projects.


Have questions about the WAGO Configurator Smart Designer?
Please email them to smart.designer@wago.com.

Color	Marker/strip width			
	3.5 mm	4 ... 4.2 mm	5 ... 5.2 mm	5 mm
○ white	793-3501	793-4501	793-5501	793-501
● yellow		793-4501/000-002	793-5501/000-002	793-501/000-002
● red		793-4501/000-005	793-5501/000-005	793-501/000-005
● blue		793-4501/000-006	793-5501/000-006	793-501/000-006
● gray		793-4501/000-007	793-5501/000-007	793-501/000-007
● orange		793-4501/000-012	793-5501/000-012	793-501/000-012
● light green		793-4501/000-017	793-5501/000-017	793-501/000-017
● green		793-4501/000-023	793-5501/000-023	793-501/000-023
● violet		793-4501/000-024	793-5501/000-024	793-501/000-024

5

Marker

Mini-WSB Quick Marking System ▶ 10 strips with 10 markers per card ▶ PU 5



Custom Marking

These markers can also be conveniently customized using the Smart Designer Configurator's software. Simply click on the "Configure" button on the right, and label the markers as needed. Before ordering, you must register the software.

For re-orders, use the provided item number; this number can also be found in your software projects.

Have questions about the WAGO Configurator Smart Designer?
Please email them to smart.designer@wago.com.

Color	5 mm
○ white	248-501
● yellow	248-501/000-002
● red	248-501/000-005
● blue	248-501/000-006
● gray	248-501/000-007
● orange	248-501/000-012
● green	248-501/000-023
● light green	248-501/000-017
● violet	248-501/000-024

PU = packaging unit; SPU = subpackaging unit

Marking strip

Length: 182 mm



709-183



Strip width 30 mm ▶ DIN A4 card with 6 strips

Color	Item no.	PU
<input type="radio"/> white	709-183	1

Strip width 2.3 mm ▶ DIN A4 card with 100 strips

Color	Item no.	PU (SPU)
<input type="radio"/> white	210-331	100 (1)

Strip width 99 mm ▶ 20 m; 1 line

Color	Item no.	PU
<input type="radio"/> white	210-878	1
<input checked="" type="radio"/> silver-colored	210-879	1

Strip width 3 mm ▶ DIN A4 card with 80 strips

Color	Item no.	PU (SPU)
<input type="radio"/> white	210-332	100 (1)

Strip width 5 mm ▶ DIN A4 card with 48 strips

Color	Item no.	PU (SPU)
<input type="radio"/> white	210-334	100 (1)

Strip width 6 mm ▶ DIN A4 card with 40 strips

Color	Item no.	PU (SPU)
<input type="radio"/> white	210-333	100 (1)


Strip width 9 mm ▶ DIN A4 card with 48 strips

Color	Item no.	PU (SPU)
<input type="radio"/> white	210-335	100 (1)

5

PU = packaging unit; SPU = subpackaging unit

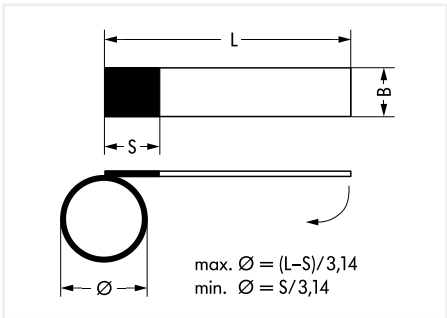
Self-laminating label



211-151

32 labels/sheet		
Color	Item no.	PU
○ white	211-151	25

for max. 8 mm cable diameter ▶ 70 labels/sheet		
Color	Item no.	PU
○ white	211-150	20



Dimensions of self-laminating label

Marking sleeve

Length: 12 mm ▶ Mounting type: Sliding on



211-112

Length: 23 mm ▶ Mounting type: Sliding on



211-122

Length: 23 mm ▶ Mounting type: Mounting with cable ties ▶ for single strands (10 mm and larger)



211-129

for wire diameter 1.6 ... 3.2 mm or 0.25 ... 1.5 mm		
Color	Item no.	PU
● black	211-112	2000

for wire diameter 1.6 ... 3.2 mm or 0.25 ... 1.5 mm		
Color	Item no.	PU
● black	211-122	2000

Color	Item no.	PU
● black	211-129	1000

for wire diameter 2.2 ... 4.5 mm or 0.5 ... 4 mm		
Color	Item no.	PU
● black	211-113	2000

for wire diameter 2.2 ... 4.5 mm or 0.5 ... 4 mm		
Color	Item no.	PU
● black	211-123	2000

for wire diameter 3.7 ... 5.9 mm or 2.5 ... 6 mm		
Color	Item no.	PU
● black	211-114	1000

for wire diameter 3.7 ... 5.9 mm or 2.5 ... 6 mm		
Color	Item no.	PU
● black	211-124	1000

for wire diameter 5.5 ... 10 mm or 10 ... 25 mm		
Color	Item no.	PU
● black	211-115	1000

for wire diameter 5.5 ... 10 mm or 10 ... 25 mm		
Color	Item no.	PU
● black	211-125	1000

Accessories; item-specific



Marker card; Length: 12 mm; 3000 markers/reel		
Color	Item no.	PU
○ white	211-111	1

Accessories; item-specific



Marker card; Length: 23 mm; 3,000 markers/reel		
Color	Item no.	PU
○ white	211-121	1

Accessories; item-specific




Marker card; Length: 23 mm; 3,000 markers/reel		
Color	Item no.	PU
○ white	211-121	1

Cable tie; 2.5 mm x 100 mm		
	Item no.	PU
	807-090/101-100	1

5









PU = packaging unit; SPU = subpackaging unit

5



WAGO Marker Carriers for WAGO Marking Accessories

WAGO Marker Carriers for WAGO Marking Accessories


	Page
	84
	86
	87
	88
	89
	90
	91
	93

WAGO Marker Carriers for WAGO Marking Accessories


Description and Installation



Height-adjustable group marker carrier (2009-163); suitable for WMB markers or marking strips (2009-110)



Can be snapped into jumper slots.



Group Marker Carriers



Group Marker Carriers



Marker carrier for marking strips (2009-110) or 2 WMB markers for 285-13x, 285-15x and 285-19x Terminal Blocks



This laterally movable marking system can be used as an additional group marker carrier or continuous marking strip carrier for terminal strips or single-deck rail-mount terminal blocks, e.g., for:


- DIN-35 rail-mount terminal strips (264 Series)
- Single-deck rail-mount terminal blocks (279 to 284 Series) with a maximum height of 49 mm (1.93 inch) from upper-edge of DIN-rail (observe conductor radius)



Group marker carrier (2009-163) for marking strips (2009-110)



Terminal block marking with double marker carriers (209-128)
Terminal blocks with side marking
(see online catalog at www.wago.com)



Marker carriers for marking strips (2009-110) or WMB-Inline (2009-115)



Using marker carriers for marking strips (2002-161) in jumper slots.



Using marker carriers for marking strips (2009-198) in lateral marker slots.

Marker carrier ▶ WAGO I/O System 750/753 Hinged

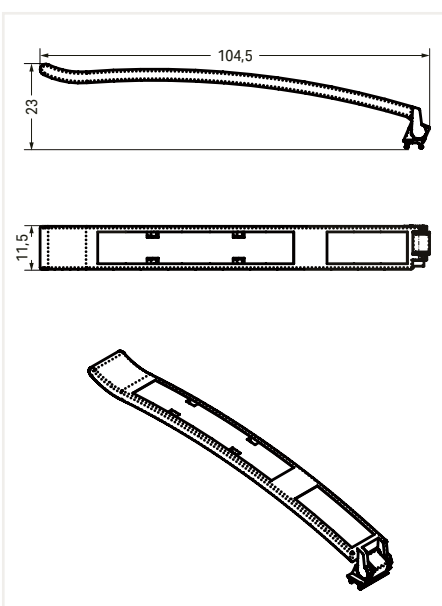
Allows group marking of WAGO I/O System components



750-103

Width: 11.5 mm

Color	Item no.	PU
○ transparent	750-103	50



6

Accessories; for all products on this page



Marker; plain

Color	Item no.	PU (SPU)
○ white	750-105	500 (1)

PU = packaging unit; SPU = subpackaging unit; Dimensions in mm

Group marker carrier ► WAGO I/O System 750/753

for I/O module housing with 8 or 16 LEDs

for I/O module housing with up to 4 LEDs and for the 48 mm I/O module housing




750-107

Color	Item no.	PU (SPU)
○ transparent	750-107	50 (10)



750-106

Color	Item no.	PU (SPU)
○ transparent	750-106	50 (10)



Accessories; for all products on this page



Marking strip; plain; Width: 11 mm		
Color	Item no.	PU
○ white	2009-110	1



Marker; plain; 5 ... 5.2 mm		
Color	Item no.	PU
○ white	2009-115	1

PU = packaging unit; SPU = subpackaging unit

Marker carrier ▶ TOPJOB® S

for lateral marker slots



2009-198

Width: 5 mm		
Color	Item no.	PU (SPU)
● gray	2009-198	200 (25)

for jumper slots of 2002, 2102, 2202 Series



2002-161

Width: 5 mm		
Color	Item no.	PU (SPU)
● gray	2002-161	100 (25)

for jumper slots of double-deck, double-disconnect terminal blocks (2002 Series)



2002-160

Width: 5 mm		
Color	Item no.	PU (SPU)
● gray	2002-160	50 (25)



Using marker carriers for marking strips (2009-198) in lateral marker slots.



Using marker carriers for marking strips (2002-161) in jumper slots.

Marker carrier ▶ TOPJOB® S

for double-deck terminal blocks without marker carriers
▶ pivoting



2000-121

Width: 3.4 mm		
Color	Item no.	PU (SPU)
● gray	2000-121	50 (25)


for triple-deck terminal blocks without marker carriers
▶ pivoting



2002-131

Width: 5.1 mm		
Color	Item no.	PU (SPU)
● gray	2002-131	50 (25)

Width: 5.1 mm		
Color	Item no.	PU (SPU)
● gray	2002-121	50 (25)



Double-Deck Terminal Blocks

A double-deck marker carrier (2000-121) can be retrofitted to double-deck terminal blocks without a marker carrier.

PU = packaging unit; SPU = subpackaging unit

Group marker carrier ▶ TOPJOB® S

snaps into jumper slot; for WMB markers or marking strips



2009-191

Width: 5 mm		
Color	Item no.	PU (SPU)
● gray	2009-191	50 (25)

Width: 10 mm		
Color	Item no.	PU (SPU)
● gray	2009-192	50 (25)

Width: 15 mm		
Color	Item no.	PU (SPU)
● gray	2009-193	50 (25)

snaps into jumper slot; for marking strips



2009-196

Width: 10 mm		
Color	Item no.	PU (SPU)
● gray	2009-196	50 (25)


Accessories; item-specific



Marker; from cardboard; for self-marking		
Color	Item no.	PU (SPU)
○ white	209-113	500 (1)



Label; for self-marking		
Color	Item no.	PU (SPU)
○ white	210-345	100 (1)



TOPJOB® S 2009-193 Group Marker Carrier (equipped with WMB Multi markers) for all 2001 to 2016 Series TOPJOB® S Rail-Mount Terminal Blocks
Do not use on an end plate!

PU = packaging unit; SPU = subpackaging unit

6

Marker carrier

for double-deck terminal blocks without marker carriers (279 Series)

for POWER CAGE CLAMP Terminal Blocks 35/50/95 mm² (2, 2/0, 4/0 AWG)



279-529

285-442

Color	Item no.	PU (SPU)
● gray	279-529	50 (25)

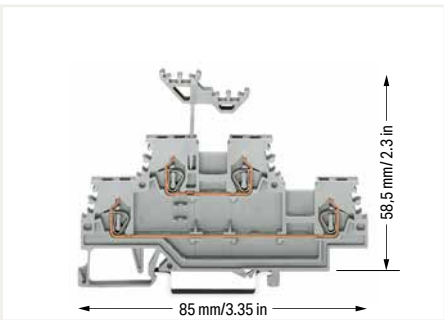
Width: 10.4 mm		
Color	Item no.	PU
● gray	285-442	25

Accessories; item-specific



Marking strip; plain; Width: 11 mm

Color	Item no.	PU
○ white	2009-110	1



Double-deck marker carrier
(height including marker carrier)



Marker carrier (285-442) for marking strips (2009-110) or 2 WMB markers for 285-13x, 285-15x and 285-19x Terminal Blocks



Marker carriers (285-442) for continuous marking strips

PU = packaging unit; SPU = subpackaging unit

Double marker carrier


for center I/O module marking; for WSB and WMB marking systems



209-128

Width: 4 mm

Color	Item no.	PU (SPU)
● gray	209-128	200 (100)



Terminal block marking with double marker carriers (209-128) Terminal blocks with side marking



Snapping a WMB marker strip into the marker slot of the double marker carrier.

Group marker carrier

for end stops (249-116 and 249-117); for 2 WMB markers or 1 continuous strip ▶ Snap-on type and adjustable in height from 43.5 mm to 59.5 mm

for end stops (249-116 and 249-117); for 1 marker or self-adhesive label and transparent protective marker cover ▶ Snap-on type and adjustable in height from 43.5 mm to 59.5 mm

for end stops (249-116 and 249-117); for 9 WMB markers or 1 TOPJOB® S marking strip ▶ Snap-on type and adjustable in height from 45 mm to 61 mm



249-118



249-119




2009-163


Width: 10 mm		
Color	Item no.	PU (SPU)
● gray	249-118	100 (25)

Width: 10 mm		
Color	Item no.	PU (SPU)
● gray	249-119	50 (25)

Width: 12.2 mm		
Color	Item no.	PU (SPU)
● gray	2009-163	50 (25)



Height-adjustable group marker carrier



This system can be used as an additional group marker carrier or continuous marking strip carrier for terminal strips or single-deck rail-mount terminal blocks, e.g., for:

- DIN-35 rail-mount terminal strips (264 Series)
- Single-deck rail-mount terminal blocks (279 to 284 Series) with a maximum height of 49 mm (1.93 inch) from upper-edge of DIN-rail (observe conductor radius)

Receptacles for:

- 1 x marker
- 2 x WMB Multi marker or
- 3 x WCB Combi marker or
- 1 x WFB continuous marking strip



Group marker carrier (2009-163) for marking strips (2009-110)



Group marker carrier (2009-163) for marking strips (2009-110)

PU = packaging unit; SPU = subpackaging unit

Group marker carrier

Carrier-through element for end stops (249-116 and 249-117) ▶ snap-on type and adjustable in height

Carrier-end element for end stops (249-116 and 249-117) ▶ snap-on type and adjustable in height

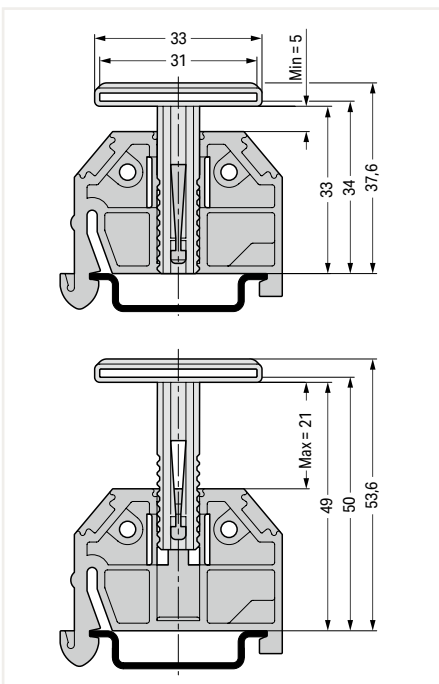
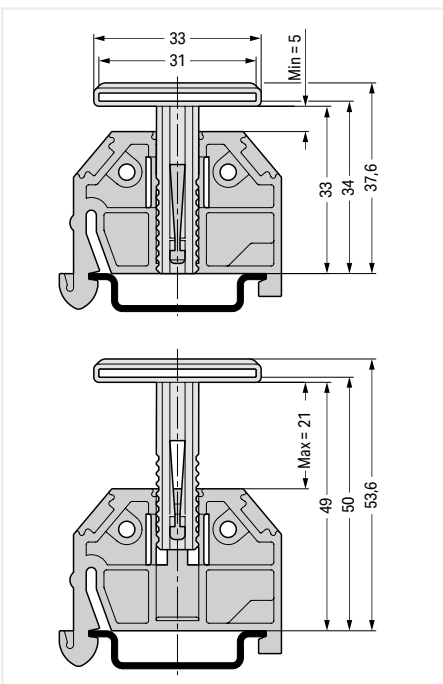


709-118

709-119

Color	Item no.	PU (SPU)
● gray	709-118	50 (25)

Color	Item no.	PU (SPU)
● gray	709-119	50 (25)



Laterally movable marking system



Laterally movable marking system

Accessories; for all products on this page



Marking strip receptacle; folded, 1 m long, 1.7 mm thick; Width: 16 mm

Marking cards; DIN A4 card with 14 strips

Color	Item no.	PU (SPU)
○ transparent	709-120	10 (1)

Color	Item no.	PU (SPU)
○ white	709-193	50 (1)

PU = packaging unit; SPU = subpackaging unit

Group marker carrier

for end stops (249-116 and 249-117); with marking surface ▶ Snap-on type and adjustable in height from 42.2 mm to 58.2 mm



249-120

Width: 6 mm		
Color	Item no.	PU (SPU)
○ white	249-120	50 (25)

fits into jumper slot of rail-mount terminal blocks; for terminal block width 4 ... 6 mm; for up to 3 WMB markers or 8 branch markers



209-140


Width: 15 mm		
Color	Item no.	PU (SPU)
● gray	209-140	50 (25)

fits into the jumper slot of rail-mount terminal blocks; for up to 2 WMB markers or 5 branch markers



209-140

Width: 10 mm		
Color	Item no.	PU (SPU)
● gray	209-141	50 (25)



This system can be used as an additional group marker carrier or continuous marking strip carrier for terminal strips or single-deck rail-mount terminal blocks, e.g., for:

- DIN-35 rail-mount terminal strips (264 Series)
- Single-deck rail-mount terminal blocks (279 to 284 Series) with a maximum height of 49 mm (1.93 inch) from upper-edge of DIN-rail (observe conductor radius)
- Receptacles for:
 - 1 x marker
 - 2 x WMB Multi marker or
 - 3 x WCB Combi marker or
 - 1 x WFB continuous marking strip



Group marker carriers (209-141 and 209-112)



Group marker carriers (209-141 and 209-112)

PU = packaging unit; SPU = subpackaging unit

Group marker carrier

fits into jumper slot of rail-mount terminal blocks; for up to 1 WMB marker or 2 branch markers

for 869 and 780 Series; fits into the jumper slot of current bars

pivoting



209-140



870-184



249-105

Width: 5 mm		
Color	Item no.	PU (SPU)
● gray	209-142	50 (25)

Width: 5 mm		
Color	Item no.	PU (SPU)
● gray	870-184	50 (25)

Color	Item no.	PU (SPU)
● gray	249-105	50 (25)

Width: 10 mm		
Color	Item no.	PU (SPU)
● gray	870-183	50 (25)

Width: 15 mm		
Color	Item no.	PU (SPU)
● gray	870-182	50 (25)

Accessories; item-specific



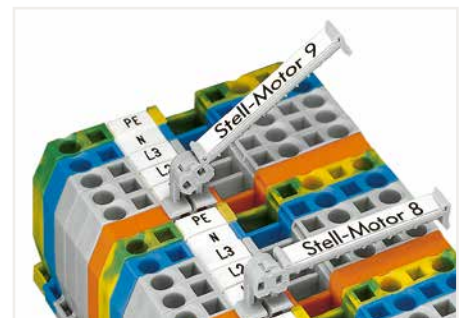
Marker; plain; 4 x 30 pieces/sheet		
Color	Item no.	PU (SPU)
○ white	209-183	500 (1)



Protective marker cover		
Color	Item no.	PU (SPU)
○ transparent	209-184	1000 (50)



Group marker carriers (209-141 and 209-112)



This pivoting group marker carrier has been developed for group marking of rail-mount terminal blocks and incorporates many customer requirements:

- Can be used in all multiprofile marker slots for rail-mount terminal blocks 5 mm (0.197 inch) and above or in spacer housings as shown above.
- Pivotal to seven different stable positions, providing the best visual angle in case of difficult mounting conditions
- Two levels for different marking systems
Level a: for marker (4 x 34) mm (see above)
Level b: for 12 WCB-Combi markers (see www.wagocatalog.com)

PU = packaging unit; SPU = subpackaging unit

6

Group marker carrier

for 2- and 3-conductor terminal blocks (282 Series) ▶ straight

for WMB Inline markers ▶ angled



209-143




209-144

Color	Item no.	PU (SPU)
● gray	209-143	50 (25)

Color	Item no.	PU (SPU)
● gray	209-144	50 (25)



Additional group marking



This group marker carrier (209-144) makes it possible to mark subgroups in confined places. They can be snapped into unused jumper contact slots of the terminal block housing. Marking is performed with the WAGO WMB Multi Marking System.

PU = packaging unit; SPU = subpackaging unit


Group marker carrier

snaps onto screwless end stops (center or side mounting) (249-116 and 249-117)

for WMB and Mini-WSB marker slots



209-112



209-145

Width: 10 mm		
Color	Item no.	PU (SPU)
○ white	209-112	100 (50)

Width: 10 mm		
Color	Item no.	PU (SPU)
○ white	209-145	100 (50)



Group marker carriers (209-141 and 209-112)



Group marker carrier (209-145)



Group marking on N-busbar carrier used as an end stop



Group marker carrier (209-145)

6

Accessories; for all products on this page



Marker; from cardboard; for self-marking		
Color	Item no.	PU (SPU)
○ white	209-113	500 (1)



Protective marker cover		
Color	Item no.	PU (SPU)
○ transparent	209-114	500 (50)



Label; for self-marking		
Color	Item no.	PU (SPU)
○ white	210-345	100 (1)

PU = packaging unit; SPU = subpackaging unit

6



Indexes and Addresses

Indexes and Addresses

	Page
Item Number Index	100
WAGO Worldwide	106

Item number index

Item No.	Page	Item No.	Page	Item No.	Page	Item No.	Page
209 Series		210 Series		210 Series		210 Series	
209-112	96	210-332/635-201	68	210-333/700-075	69	210-831	31
209-113	88	210-332/700-001	69	210-333/700-076	69	210-832	31
209-114	96	210-332/700-102	69	210-333/700-077	69	210-833	31
209-128	90	210-332/700-103	69	210-333/700-078	69	210-834	31
209-140	93	210-332/750-001	69	210-333/700-079	69	210-836	43
209-141	93	210-332/750-020	69	210-333/700-108	69	210-837	43
209-142	94	210-332/750-103	69	210-333/700-109	69	210-840	43
209-143	95	210-332/762-001	69	210-333/800-001	69	210-841	43
209-144	95	210-332/762-020	69	210-333/800-002	65	210-842	43
209-145	96	210-332/762-084	69	210-333/800-003	65	210-843	43
209-183	94	210-332/762-207	69	210-333/800-004	65	210-847	45
209-184	94	210-332/1000-001	66	210-333/800-005	65	210-848	45
		210-332/1000-103	66	210-333/800-006	65	210-850	42
210 Series		210-332/1000-104	66	210-333/800-007	65	210-851	42
210-331	76	210-332/1000-202	66	210-333/800-008	65	210-852	44
210-331/250-202	70	210-332/1000-204	66	210-333/800-009	65	210-853	44
210-331/250-204	70	210-332/1000-206	66	210-333/800-010	65	210-854	45
210-331/250-206	70	210-332/1016-001	66	210-333/800-011	65	210-855	45
210-331/250-207	70	210-332/1016-199	66	210-333/800-074	69	210-858	43
210-331/254-021	66	210-332/1016-202	66	210-333/800-075	69	210-859	43
210-331/254-202	66	210-332/1016-204	66	210-333/800-076	69	210-870	31
210-331/254-204	66	210-332/1016-206	66	210-333/800-077	69	210-871	31
210-331/254-206	66	210-332/1110-001	66	210-333/800-078	69	210-872	31
210-331/254-207	66	210-332/1110-080	66	210-333/800-079	69	210-873	31
210-331/500-103	69	210-332/1110-081	66	210-333/800-209	65	210-874	31
210-331/500-104	69	210-332/1110-082	66	210-333/1000-001	66	210-874/000-002	31
210-331/500-202	67	210-332/1110-083	66	210-333/1000-002	66	210-875	31
210-331/508-002	68	210-332/1110-084	66	210-333/1000-074	66	210-876	31
210-331/508-003	68	210-332/1110-085	66	210-333/1000-075	66	210-876/000-002	31
210-331/508-020	68	210-332/1110-086	66	210-333/1000-076	66	210-877	31
210-331/508-103	69	210-332/1110-087	66	210-333/1000-077	66	210-878	76
210-331/508-104	69	210-332/1110-202	66	210-333/1000-078	66	210-879	76
210-331/508-105	68	210-332/1110-204	66	210-333/1000-079	66	210-880	31
210-331/508-106	68	210-333	76	210-333/1000-110	66	210-880/000-002	31
210-331/508-107	68	210-333/500-001	67	210-333/1000-111	66	210-882	31
210-331/700-103	69	210-333/500-002	65	210-333/1000-112	66	210-882/000-002	31
210-331/750-202	70	210-333/500-003	65	210-333/1000-113	66		
210-331/762-202	70	210-333/500-004	65	210-333/1000-202	66	211 Series	
210-332	76	210-333/500-005	65	210-333/1000-204	66	211-111	78
210-332/350-202	67	210-333/500-006	65	210-333/1000-205	66	211-112	78
210-332/350-204	67	210-333/500-007	65	210-333/1000-206	66	211-113	78
210-332/350-206	67	210-333/500-008	65	210-333/1000-208	66	211-114	78
210-332/381-202	67	210-333/500-009	65	210-333/1200-001	66	211-115	78
210-332/381-204	67	210-333/500-010	65	210-333/1200-074	66	211-121	78
210-332/381-205	67	210-333/500-011	65	210-333/1200-075	66	211-122	78
210-332/381-206	67	210-333/500-021	65	210-333/1200-076	66	211-123	78
210-332/396-202	67	210-333/500-074	67	210-333/1200-077	66	211-124	78
210-332/396-204	67	210-333/500-075	67	210-333/1200-078	66	211-125	78
210-332/396-205	67	210-333/500-076	67	210-333/1200-079	66	211-129	78
210-332/396-206	67	210-333/500-077	67	210-333/1200-103	65	211-150	77
210-332/400-202	67	210-333/500-078	67	210-333/1200-104	65	211-151	77
210-332/400-204	67	210-333/500-079	67	210-333/1200-105	65	211-500	37
210-332/400-205	67	210-333/500-080	67	210-333/1200-106	65	211-500/000-002	37
210-332/400-206	67	210-333/500-103	65	210-333/1200-107	65	211-501	37
210-332/500-001	67	210-333/500-104	65	210-333/1200-203	65	211-501/000-002	37
210-332/500-022	67	210-333/600-001	68	210-334	76	211-502	37
210-332/500-199	67	210-333/600-002	68	210-334/500-203	67	211-502/000-002	37
210-332/500-202	67	210-333/600-006	68	210-334/500-209	67	211-503	37
210-332/500-203	67	210-333/600-007	68	210-334/762-202	69	211-503/000-002	37
210-332/500-204	67	210-333/600-008	68	210-334/1110-086	66	211-504	37
210-332/500-205	67	210-333/600-009	68	210-335	76	211-504/000-002	37
210-332/500-206	67	210-333/600-010	68	210-345	88	211-505	37
210-332/500-410	67	210-333/600-011	68	210-702	31	211-505/000-002	37
210-332/508-001	68	210-333/600-021	68	210-801	41	211-506	37
210-332/508-110	68	210-333/600-074	68	210-802	41	211-506/000-002	37
210-332/508-202	68	210-333/600-075	68	210-803	41	211-811	34
210-332/508-204	68	210-333/600-076	68	210-804	41	211-812	34
210-332/508-205	68	210-333/600-077	68	210-805	39	211-813	34
210-332/508-206	68	210-333/600-078	68	210-805/000-002	39	211-821	34
210-332/575-103	68	210-333/600-079	68	210-806	39	211-823	34
210-332/635-001	68	210-333/600-103	68	210-806/000-002	39	211-824	34
210-332/635-080	68	210-333/600-104	68	210-807	39	211-829	34
210-332/635-081	68	210-333/600-105	68	210-807/000-002	39	211-835	38
210-332/635-082	68	210-333/600-106	68	210-808	39	211-835/000-002	38
210-332/635-083	68	210-333/600-201	68	210-810	39	211-835/000-005	38
210-332/635-084	68	210-333/600-202	68	210-811	39	211-836	38
210-332/635-085	68	210-333/700-001	69	210-811/000-002	39	211-836/000-002	38
210-332/635-086	68	210-333/700-020	69	210-812	41	211-836/000-005	38
210-332/635-087	68	210-333/700-021	69	210-813	40	211-836/000-006	38
210-332/635-199	68	210-333/700-022	69	210-814	40	211-836/000-012	38
210-332/635-200	68	210-333/700-074	69	210-824	41	211-836/000-018	38

7

Item No.	Page	Item No.	Page	Item No.	Page	Item No.	Page
211 Series		248 Series		248 Series		264 Series	
211-837	38	248-413	60	248-549	58	264-903	60
211-837/000-002	38	248-414	60	248-550	58	264-904	60
211-855	35	248-415	60	248-552	58	264-905	60
211-856	35	248-416	60	248-553	61		
211-857	35	248-417	60	248-554	61		
211-861	36	248-418	60	248-555	61	279 Series	
211-862	36	248-419	60	248-556	61	279-529	89
211-863	36	248-420	60	248-557	61		
211-922	34	248-421	60	248-558	61		
211-923	34	248-422	60	248-559	61	285 Series	
211-924	34	248-423	60	248-560	61	285-442	89
211-925	34	248-424	60	248-561	61		
211-926	34	248-450	58	248-562	61		
211-927	34	248-451	58	248-563	61	709 Series	
		248-452	58	248-564	61	709-118	92
247 Series		248-453	58	248-565	59	709-119	92
247-506	63	248-454	58	248-566	59	709-120	92
247-507	63	248-455	58	248-569	59	709-177	31
247-508	63	248-472	58	248-570	59	709-178	31
247-509	63	248-474	58	248-571	59	709-183	76
247-510	63	248-487	58	248-572	59	709-193	92
247-511	63	248-494	58	248-573	59		
247-512	63	248-495	58	248-574	58		
247-513	64	248-496	58	248-575	58	750 Series	
247-514	64	248-497	58	248-576	58	750-103	84
247-515	64	248-498	58	248-577	58	750-105	84
247-516	64	248-501	75	248-578	58	750-106	85
247-517	64	248-501/000-002	75	248-579	58	750-107	85
247-518	64	248-501/000-005	75	248-580	58		
247-519	64	248-501/000-006	75	248-581	58	757 Series	
247-520	64	248-501/000-007	75	248-582	58	757-901/000-050	31
247-521	64	248-501/000-012	75	248-583	58		
247-522	64	248-501/000-017	75	248-599	62		
247-523	64	248-501/000-023	75	248-602	59	793 Series	
247-524	64	248-501/000-024	75	248-603	59	793-425	53
247-525	64	248-502	59	248-604	59	793-426	53
247-526	64	248-503	59	248-605	59	793-427	53
247-527	64	248-504	59	248-606	59	793-428	53
247-528	64	248-505	59	248-607	59	793-429	53
247-529	64	248-506	59	248-608	59	793-430	53
247-530	64	248-507	59	248-609	59	793-431	53
247-531	64	248-508	59	248-610	59	793-432	53
247-532	64	248-509	59	248-611	59	793-433	53
247-533	64	248-510	59	248-612	59	793-434	53
247-534	64	248-511	59	248-613	59	793-435	53
247-535	64	248-512	59	248-614	59	793-436	53
247-536	64	248-513	59	248-615	59	793-437	53
247-537	64	248-514	59	248-616	59	793-438	53
247-538	64	248-515	59	248-617	59	793-439	53
247-539	64	248-516	59	248-653	61	793-450	50
247-540	64	248-517	59	248-665	59	793-451	50
247-541	64	248-518	60	248-666	59	793-452	51
247-542	64	248-519	60	248-667	59	793-453	50
247-543	63	248-520	60			793-454	50
247-544	63	248-521	60	249 Series		793-466	51
247-545	63	248-522	60	249-105	94	793-472	50
247-546	63	248-523	60	249-118	91	793-473	50
247-547	63	248-524	60	249-119	91	793-474	50
247-552	63	248-525	60	249-120	93	793-475	52
247-557	59	248-526	60			793-476	52
247-558	59	248-527	60	258 Series		793-478	52
247-601	59	248-528	60	258-5000	13	793-479	52
247-602	59	248-529	60	258-5001	13	793-480	52
247-603	59	248-530	60	258-5005	15	793-481	52
247-604	59	248-531	60	258-5005/000-005	15	793-482	52
247-605	59	248-532	60	258-5006	17	793-483	52
		248-533	60	258-5007	17	793-484	52
248 Series		248-534	60	258-5007	17	793-487	50
248-400	60	248-535	60	258-5008	17	793-494	50
248-401	60	248-536	60	258-5009	17	793-495	50
248-402	60	248-537	60	258-5010	17	793-496	50
248-403	60	248-538	60	258-5011	17	793-497	50
248-404	60	248-539	60	258-5014	15	793-498	50
248-405	60	248-540	60	258-5015	16	793-501	74
248-406	60	248-541	60	258-5030	14	793-501/000-002	74
248-407	60	248-542	60			793-501/000-005	74
248-408	60	248-543	58	264 Series		793-501/000-006	74
248-409	60	248-544	58	264-900	59	793-501/000-007	74
248-410	60	248-546	58	264-901	58	793-501/000-012	74
248-411	60	248-547	58	264-902	58	793-501/000-017	74
248-412	60	248-548	58			793-501/000-023	74

Item number index

Item No.	Page	Item No.	Page	Item No.	Page	Item No.	Page
793 Series		793 Series		793 Series		793 Series	
793-501/000-024	74	793-587	51	793-952	50	793-4549	50
793-502	52	793-588	51	793-953	50	793-4552	51
793-503	52	793-589	51	793-3501	74	793-4553	54
793-504	52	793-599	55	793-3502	52	793-4554	54
793-505	52	793-602	52	793-3503	52	793-4555	54
793-506	52	793-603	52	793-3504	52	793-4556	54
793-507	52	793-604	52	793-3505	52	793-4557	54
793-508	52	793-605	52	793-3506	52	793-4558	54
793-509	52	793-606	52	793-3507	52	793-4559	54
793-510	52	793-607	52	793-3508	52	793-4560	54
793-511	52	793-608	52	793-3509	52	793-4561	54
793-512	52	793-609	52	793-3510	52	793-4562	54
793-513	52	793-610	52	793-3544	50	793-4563	54
793-514	52	793-611	52	793-3545	50	793-4564	54
793-515	52	793-612	52	793-3565	52	793-4565	52
793-516	52	793-613	52	793-3566	52	793-4566	52
793-517	52	793-614	52	793-3599	55	793-4567	53
793-518	53	793-615	52	793-3607	52	793-4569	52
793-519	53	793-616	52	793-3652	51	793-4570	52
793-520	53	793-617	52	793-4472	50	793-4571	52
793-522	53	793-618	53	793-4473	50	793-4572	52
793-523	53	793-619	53	793-4474	50	793-4573	52
793-524	53	793-620	53	793-4487	50	793-4574	51
793-525	53	793-621	53	793-4494	50	793-4575	51
793-526	53	793-622	53	793-4496	50	793-4576	51
793-527	53	793-623	53	793-4501	74	793-4577	51
793-528	53	793-624	53	793-4501/000-002	74	793-4578	51
793-529	53	793-625	53	793-4501/000-005	74	793-4579	51
793-530	53	793-626	53	793-4501/000-006	74	793-4580	51
793-531	53	793-627	53	793-4501/000-007	74	793-4581	51
793-532	53	793-643	50	793-4501/000-012	74	793-4582	51
793-533	53	793-644	50	793-4501/000-017	74	793-4583	51
793-534	53	793-645	50	793-4501/000-023	74	793-4599	55
793-535	53	793-646	50	793-4501/000-024	74	793-4602	52
793-536	53	793-647	50	793-4502	52	793-4603	52
793-537	53	793-648	50	793-4503	52	793-4604	52
793-538	53	793-649	50	793-4504	52	793-4605	52
793-539	53	793-650	50	793-4505	52	793-4606	52
793-540	53	793-652	51	793-4506	52	793-4607	52
793-541	53	793-653	54	793-4507	52	793-4608	52
793-542	53	793-654	54	793-4508	52	793-4609	52
793-543	50	793-655	54	793-4509	52	793-4610	52
793-544	50	793-656	54	793-4510	52	793-4611	52
793-545	50	793-657	54	793-4511	52	793-4612	52
793-546	50	793-658	54	793-4512	52	793-4613	52
793-547	50	793-659	54	793-4513	52	793-4614	52
793-548	50	793-660	54	793-4514	52	793-4615	52
793-549	50	793-661	54	793-4515	52	793-4616	52
793-550	50	793-662	54	793-4516	52	793-4617	52
793-552	51	793-663	54	793-4517	52	793-4618	53
793-553	54	793-664	54	793-4518	53	793-4619	53
793-554	54	793-665	52	793-4519	53	793-4620	53
793-555	54	793-666	52	793-4520	53	793-4621	53
793-556	54	793-667	52	793-4521	53	793-4622	53
793-557	54	793-668	52	793-4522	53	793-4623	53
793-558	54	793-673	50	793-4523	53	793-4624	53
793-559	54	793-674	51	793-4524	53	793-4625	53
793-560	54	793-675	51	793-4525	53	793-4626	53
793-561	54	793-676	51	793-4526	53	793-4627	53
793-562	54	793-677	51	793-4527	53	793-4644	50
793-563	54	793-678	51	793-4528	53	793-4645	50
793-564	54	793-679	51	793-4529	53	793-4646	50
793-565	52	793-680	51	793-4530	53	793-4652	51
793-566	52	793-681	51	793-4531	53	793-4653	54
793-567	53	793-682	51	793-4532	53	793-4654	54
793-569	52	793-683	51	793-4533	53	793-4655	54
793-570	52	793-687	50	793-4534	53	793-4656	54
793-571	52	793-691	50	793-4535	53	793-4657	54
793-572	52	793-694	50	793-4536	53	793-4658	54
793-573	52	793-695	50	793-4537	53	793-4659	54
793-574	51	793-696	50	793-4538	53	793-4660	54
793-575	51	793-697	50	793-4539	53	793-4661	54
793-576	51	793-698	50	793-4540	53	793-4662	54
793-577	51	793-699	55	793-4541	53	793-4663	54
793-578	51	793-900	55	793-4542	53	793-4664	54
793-579	51	793-923	52	793-4543	50	793-4665	52
793-580	51	793-924	52	793-4544	50	793-4666	52
793-581	51	793-925	52	793-4545	50	793-4667	52
793-582	51	793-926	52	793-4546	50	793-4668	52
793-583	51	793-927	52	793-4547	50	793-4674	51
793-585	51	793-928	52	793-4548	50	793-4675	51

Item No.	Page	Item No.	Page	Item No.	Page	Item No.	Page
793 Series		793 Series		793 Series		794 Series	
793-4676	51	793-5529	53	793-5644	50	794-672	50
793-4677	51	793-5530	53	793-5645	50	794-674	50
793-4678	51	793-5531	53	793-5646	50	794-676	52
793-4679	51	793-5532	53	793-5647	50	794-680	52
793-4680	51	793-5533	53	793-5648	50	794-681	52
793-4681	51	793-5534	53	793-5652	51	794-682	52
793-4682	51	793-5535	53	793-5653	54	794-683	52
793-4683	51	793-5536	53	793-5654	54	794-684	52
793-4687	50	793-5537	53	793-5655	54	794-685	52
793-4694	50	793-5538	53	793-5656	54	794-686	52
793-4695	50	793-5539	53	793-5657	54	794-687	52
793-4696	50	793-5540	53	793-5658	54	794-688	52
793-4697	50	793-5541	53	793-5659	54	794-695	50
793-4699	55	793-5542	53	793-5662	54	794-4601	52
793-4900	55	793-5543	50	793-5663	54	794-4602	52
793-4902	52	793-5544	50	793-5664	54	794-4603	52
793-4993	51	793-5545	50	793-5665	52	794-4604	52
793-4995	50	793-5546	50	793-5666	52	794-4605	52
793-4997	50	793-5547	50	793-5667	52	794-4615	57
793-4998	50	793-5548	50	793-5668	52	794-4616	57
793-5425	53	793-5549	50	793-5674	51	794-4617	57
793-5426	53	793-5550	50	793-5675	51	794-4618	57
793-5427	53	793-5552	51	793-5676	51	794-4619	57
793-5428	53	793-5553	54	793-5677	51	794-4657	56
793-5429	53	793-5554	54	793-5678	51	794-4672	50
793-5430	53	793-5555	54	793-5679	51	794-4674	50
793-5431	53	793-5556	54	793-5680	51	794-5557	56
793-5432	53	793-5557	54	793-5681	51	794-5558	56
793-5433	53	793-5558	54	793-5682	51	794-5601	52
793-5434	53	793-5559	54	793-5683	51	794-5602	52
793-5435	53	793-5560	54	793-5687	50	794-5603	52
793-5436	53	793-5561	54	793-5694	50	794-5604	52
793-5437	53	793-5564	54	793-5695	50	794-5605	52
793-5438	53	793-5565	52	793-5696	50	794-5615	57
793-5439	53	793-5566	52	793-5697	50	794-5616	57
793-5472	50	793-5569	52	793-5698	50	794-5617	57
793-5473	50	793-5570	52	793-5699	55	794-5618	57
793-5474	50	793-5571	52	793-5900	55	794-5619	57
793-5478	52	793-5572	52	794 Series		794-5657	56
793-5487	50	793-5573	52	794-506	51	794-5658	56
793-5494	50	793-5574	51	794-507	51	794-5672	50
793-5495	50	793-5575	51	794-508	51	794-5674	50
793-5496	50	793-5576	51	794-509	51	807 Series	
793-5497	50	793-5577	51	794-552	51	807-090/101-100	34
793-5498	50	793-5578	51	794-557	56	870 Series	
793-5501	74	793-5579	51	794-558	56	870-182	94
793-5501/000-002	74	793-5580	51	794-567	51	870-183	94
793-5501/000-005	74	793-5581	51	794-577	52	870-184	94
793-5501/000-006	74	793-5582	51	794-578	52	2000 Series	
793-5501/000-007	74	793-5583	51	794-580	52	2000-121	87
793-5501/000-012	74	793-5587	51	794-581	52	2002 Series	
793-5501/000-017	74	793-5588	51	794-582	52	2002-121	87
793-5501/000-023	74	793-5589	51	794-583	52	2002-131	87
793-5501/000-024	74	793-5599	55	794-584	52	2002-160	86
793-5502	52	793-5602	52	794-585	52	2002-161	86
793-5503	52	793-5603	52	794-601	52	2009 Series	
793-5504	52	793-5604	52	794-602	52	2009-110	31
793-5505	52	793-5605	52	794-603	52	2009-110/020-002	31
793-5506	52	793-5606	52	794-604	52	2009-113	30
793-5507	52	793-5607	52	794-605	52	2009-113/000-002	30
793-5508	52	793-5608	52	794-606	50	2009-113/000-005	30
793-5509	52	793-5609	52	794-608	50	2009-113/000-006	30
793-5510	52	793-5610	52	794-609	52	2009-113/000-007	30
793-5511	52	793-5611	52	794-610	52	2009-113/000-012	30
793-5512	52	793-5612	52	794-615	57	2009-113/000-017	30
793-5513	52	793-5613	52	794-616	57	2009-113/000-023	30
793-5514	52	793-5614	52	794-617	57	2009-113/000-024	30
793-5515	52	793-5615	52	794-618	57	2009-114	30
793-5516	52	793-5616	52	794-619	57	2009-114/000-002	30
793-5517	52	793-5617	52	794-624	52	2009-114/000-005	30
793-5518	53	793-5618	53	794-625	52	2009-114/000-006	30
793-5519	53	793-5619	53	794-626	52	2009-114/000-007	30
793-5520	53	793-5620	53	794-627	52	2009-114/000-012	30
793-5521	53	793-5621	53	794-640	50	2009 Series	
793-5522	53	793-5622	53	794-641	50	2009-110	31
793-5523	53	793-5623	53	794-642	50	2009-110/020-002	31
793-5524	53	793-5624	53	794-643	50	2009-113	30
793-5525	53	793-5625	53	794-657	56	2009-113/000-002	30
793-5526	53	793-5626	53	794-658	56	2009-113/000-005	30
793-5527	53	793-5627	53	794-659	56	2009-113/000-006	30
793-5528	53	793-5643	50			2009-113/000-007	30

Item No.	Page	Item No.	Page	Item No.	Page	Item No.	Page

WAGO Worldwide Companies and Representatives

- Algeria**
Please contact WAGO France
- Argentina**
Bruno Schillig S.A.
Arenales 4030, B1604CFD
Florida, PBA
Phone+54 11 4730 1100
wago@schillig.com.ar
- Armenia**
ROOT ITSP LLC
33 Halabyan str.
38, Yerevan
info@root.am
- Australia**
WAGO Pty. Ltd.
2-4 Overseas Drive
Noble Park Victoria 3174
Phone+61 03 8791 6300
sales.anz@wago.com
- Austria**
WAGO Kontakttechnik Ges.m.b.H.
Europaring F15 602
2345 Brunn am Gebirge
Phone+43 1 6150780
wago-at@wago.com
- Azerbaijan**
Please contact WAGO Turkey
- Bangladesh**
Please contact WAGO India
- Belarus**
ATAVA Techno Ltd.
vulica Dzanisauskaja 47
220006 Minsk
Telefon: +375 173 881 018
E-Mail: atava@atava.by
- DemsEnerg LLC
Vostochnaya Str. 39
220040 Minsk
Phone +375 17 2102189
dems@dems.by
- Belgium**
WAGO BeLux nv
Excelsiorlaan 11
1930 Zaventem
Phone+32 2 717 9090
info-be@wago.com
- Bolivia**
ISOTEK S.R.L.
Barrio 23 de Junio, Avenida San Juan,
Entre Calle 4 y 5.
Santa Cruz
Phone+593 311 2470
info@isotek.bo
- Bosnia & Herzegovina**
Please contact WAGO Bulgaria
- Brasilia**
WAGO Eletroeletrônicos Ltda
Rua Trípoli, 640
13212-217 Jundiá - SP
Phone+55 (11) 2923 7200
info.br@wago.com
- Bulgaria**
WAGO BULGARIA OOD
2E Akad. Ivan Geshov Blvd.
1330 Sofia
Phone+359 2 489 46 09
sales.bg@wago.com
- Canada**
WAGO Canada, Inc.
1550 Yorkton Ct
Burlington, ON L7P 5B7
Phone +1-888-9246-221
info.ca@wago.com
- Chile**
Desimat Chile
Puerto Vespuccio 9670
Pudahuel Santiago
Phone+56 747 0152
ventaschile@desimat.cl
- China**
WAGO Electronic (Tianjin) Co., Ltd.
No.5, Quan Hui Road
Tianjin 301700
Phone+86 22 5967 7688
info-cn@wago.com
- Colombia**
T.H.L. Ltda.
Cra. 49 B # 91-33
Bogotá
Phone+57 1 621 85 50
ventas-thl2@thl.com.co
- Croatia**
M.B.A. d.o.o.
Frana Supila 5
51211 Matulji
Phone+385 51 275-736
mba@ri.htnet.hr
- MICROSTAR d.o.o.
Siget 18 b
10010 Zagreb
Phone+385 3647 849
wago@microstar.hr
- Czech Republic**
WAGO Elektro spol. sr. o.
Rozvodova 1116/36
143 00 Praha 12 - Modřany
Phone+420 261 090 143
info.cz@wago.com
wago-cz@wago.com
- Denmark**
WAGO Denmark A/S
Lejrvej 17
3500 Værløse
Phone+45 44 357 777
info.dk@wago.com
- Ecuador**
ECUAINSETEC CIA LTDA
Yugoslavia N34-110 y Azuay
Azuay
Phone+593 2 24 50 475
g.castro@ecuainsetec.com.ec
- Egypt**
Please contact WAGO United Arab Emirates
- Estonia**
Eltarko OÜ
Treiali tee 2
75312 Harjumaa
Phone+372 503 2740
andres@eltarko.ee
- Finland**
WAGO Finland Oy
Äyritie 12 B
01510 Vantaa
Phone+358 9 7744 060
info.fi@wago.com
- France**
WAGO Contact SAS
83 Rue des Chardonnerets
93290 - Tremblay en France
Phone+33 1 4717 2590
info-fr@wago.com
- Germany**
WAGO GmbH & Co. KG
Hansastraße 27
32423 Minden
Phone+49 571 887-0
Fax +49 571 887-169
info@wago.com
- Germany**
WAGO GmbH & Co. KG
Waldstraße 1
99706 Sondershausen
Phone+49 3632 659-0
Fax +49 3632 659-100
info@wago.com
- Greece**
PANAGIOTIS SP. DIMOULAS
DIMOULAS AUTOMATIONS
Kritis Str. 26
10439 Athens
Phone+30 210 883 3337
wago.info@dimoulas.com.gr
- Honduras**
CILASAS S.A. de C.V.
7 Calle entre 14 y 15 Ave. N.O.
P.O. Box. 1061
San Pedro Sula
Phone+504 2557 1146/7
ventas@iecilasa.com
- Hong Kong**
National Concord Eng., Ltd.
611-619 Castle Peak Road
Tsuen Wan, N.T.
Phone+852 2429 2611
sales@nce.com.hk
- Hungary**
WAGO Hungária KFT
Szabadság út 117.
2040 Budaörs
Phone+36 23 791 000
info.hu@wago.com
- Iceland**
FAGKAUP EHF.
Smidjuvegur 3
200 Kopavogur
Phone+354 520-4500
export@wago.com
- India**
WAGO India
Block No. 94 Mumbai - Agra, National
Highway, Untiya, Gujarat 391243
Phone+91-265-6812100
info.india@wago.com
- Indonesia**
Please contact WAGO Singapore
- Iraq**
EBDAA ALWAKEEL COMPANY
Mosque, Koya rd Near sayd gharib
44001 Erbil
Phone+964 7504920300
info@ebdaalwakeel.com
- Ireland**
Drives & Controls
Nangor Road
Dublin 12
Phone+353 1 4604474
info@drivesandcontrols.ie
- Israel**
Comtel Israel Electronic Solutions Ltd.
20 Hataas Street
P.O. Box 66
44425200 Kfar-Saba
Phone+972 9 76 77 243
sales@comtel.co.il
- Italy**
WAGO Elettronica SRL a Socio Unico
Via Parini 1
40033 Casalecchio di Reno (BO)
Phone+39 051 6132112
info-ita@wago.com
- Japan**
WAGO Co. of JAPAN Ltd.
1-5-7, Kameido
Tokyo 136-0071
Phone+81 3 5627 2050
info-jp@wago.com
- Jordan**
Oxgen for Engineering Systems Co. L.L.C
11953 Jordan
Phone+962 79 9 860 869
info@oxgn-grp.com
- Kazakhstan**
Axima LLP
232/2, Ryskulov avenue
050061 Almaty
Phone+7 727 356 52 91/92/93
sales@axima.kz
or@axima.kz
- Technik-Tade LLC
Kabanbay Str. 11
70004 Ust-Kamenogorsk
Phone+7 7232 254064
info@technik.kz
- Korea**
WAGO Korea Co., Ltd.
Imiro 40,
16006, Uiwang-Si
Phone+82 31 421 9500
info.korea@wago.com
- Kosovo**
Please contact WAGO Bulgaria
- Latvia**
INSTABALT LATVIA SIA
Vestienas iela 14
Riga, LV-1035
Phone+370 52 322 295
info@instabalt.lv
- Lebanon**
Gemayel Trading & Contracting
Rue 55
P.O. BOX 70-1096 Antelias
Phone+961 3 22 30 29
info@gtclb.com
- Lithuania**
INSTABALT LIT UAB
Savanorių 187
Vilnius, 2053
Phone+370 52 322 295
info@instabalt.lt
- Luxembourg**
Please contact WAGO Belgium
- Malaysia**
HPH MATERIALS (M) SDN BHD
Jalan Nilam 1/6
40000 Shah Alam, Selangor D.E.
Phone+60 3 5638 2213
info@hphmaterials.com
- WAGO Automation Sdn. Bhd.
Jalan PJS 8/9,
46150 Petaling Jaya,
Selangor Darul Ehsan
Phone+60 3 7877 1776
info-my@wago.com
- Maldives**
Please contact WAGO India
- Mexico**
WAGO S.A. de C.V.
Carretera estatal 431 Km. 2+200
Lote 99 Módulo 6
762460 Qro.
Phone+52 442 221 5946
info.mx@wago.com
- Morocco**
Automatisme & Connection Maroc
23, Rue Boured
20300 Casablanca
Phone+33 1 4717 2590
info-fr@wago.com
- Nepal**
Please contact WAGO India

Netherlands

WAGO Nederland B.V.
Laan van de Ram 19
7234 BW APELDOORN
Phone+31 55 36 83 500
info-nl@wago.com

New Zealand

Engineering Computer Services Ltd
7-19 Ruffell Rd
Hamilton, 3200
Phone+64 (0) 7 849 2211
sales@ecsnz.com

Nigeria

GIL Automations Ltd.
2 Lateef Jakande Rd.
100271 Ikeja, Lagos State
Phone+234 17132672335
sales@gilautomation.com

Norway

WAGO Norge AS
Jerikoveien 20
1067 Oslo
Phone+47 22 30 94 50
info.no@wago.com

Oman

Please contact WAGO United Arab Emirates

Pakistan

FuziLogiX Automation & Control
Suit No. 14, 5th Floor, Shan Arcade
New Garden Town, Lahore
Phone+92 42 594 1503 - 4
info@fuzilogix.com

S.A. Hamid & Co.

7 Brandreth Road
Lahore, 54000
Phone+92 42 376 500 99
sales@sahamid.com

Paraguay

AESA
c/Antolin Irala
2309 Asunción
Phone+59 521674524
info@aesa.com.py

Philippines

Please contact WAGO Singapore

Poland

WAGO ELWAG sp. z o. o.
ul. Piękną 58 a
50-506 Wrocław
Phone+48 71 3602970
wago.elwag@wago.com

WAGO ELWAG WRÓBLOWICE

ul. Innowacyjna 2
55-330 Miękinia
Tel- +48 71 360 22 95
wago.elwag@wago.com

Portugal

MORGADO & CA. LDA - SEDE
Estrada Exterior da
Circunvalação 3558/3560
4435 Rio Tinto
Phone+351 22 9770600
geral@morgadocl.pt

Qatar

Please contact WAGO United Arab Emirates

Republic Moldova

Smart Delight SRL
Bulgara Str. 9/6
2001 Chisinau
Phone+373 (373) 69 10 22 01
alexandres@starnet.md

Republic North Macedonia

Kompjuner Inzenering
Vladimir Komarov 1A-3/9
1000 Skopje
Phone+389 2 521 12 00
info@compunet.com.mk

Romania

WAGO KONTAKTECHNIK ROMANIA S.R.L
Sos. Pipera-Tunari nr. 1/1
77190 Voluntari, Ilfov
Phone+40-(0)31 421 85 68
sales.ro@wago.com

VDR & SERVICE SRL

Str. Valeriu Branişten no. 60
030718 Bukarest
Phone+40 21 32250 74/76
office@componente-automatizari.ro

Russia

OOO WAGO Contact Rus
Ilimskaya strret 5
127576 Moscow
Phone+7 495 223 4747
info.ru@wago.com
www.wago.ru

OOO PROSOFT

ul. Profsoznaya, 108
117437 Moscow
Phone+7 495 2340636
info@prosoft.ru

Saudi Arabia

Saudi Electronic Trading
P.O. Box 60712
Riyadh 11555
Phone+966 11 2063 377
info@setra.com.sa

Serbia

Mehatronik Sistem d.o.o.
Bul. Oslobođenja 30
32000 Cacak
Phone+381 (0)32 310 088
office@mehatronik.com

Sigma Controls Engineering d.o.o.

Jovana Skerlica 22
18000 Nis
Phone+381 (0)63 403 104
zeljko.savic@sce.rs

Singapore

WAGO Electronic Pte Ltd
138 Joo Seng Road #06-01
Singapore 368361
Phone+65 62866776
info-sing@wago.com

Slovakia

Proelektro spol. s r.o.
Na barine 22
841 03 Bratislava - Lamač
Phone+421 2 4569 2503
info@wago.sk

Slovenia

IC elektronika d.o.o.
Vodovodna cesta 100
1000 Ljubljana
Phone+386 1568 01 26
info@ic-elect.si

Elektronabava d.o.o.

Cesta 24 junija 3
1231 Ljubljana
Phone+386 58 99 300
info@elektronabava.si

South Africa

Shorrock Automation CC
5 Regency Drive, Route 21 Corp. Park
51 Centurion
Phone+27 12 4500300
sales@shorrock.co.za

Spain

DICOMAT S.L.
Avda. de la Industria, 36
28108 Alcobendas (Madrid)
Phone+34 91 662 1362
clientes@dicomat-asetyc.com

Sri Lanka

Please contact WAGO India

Sweden

WAGO Sverige AB
Box 11127
Adolfsbergsv. 31
Phone+46 858 410 680
info.se@wago.com

Switzerland

WAGO CONTACT SA
Rte. de l'Industrie 19
1564 Dombidier
Phone+41/26 676 75 00
info.switzerland@wago.com

Syria

Please contact WAGO United Arab Emirates

Taiwan

WAGO Contact, Ltd.
5F., No.168, Jiankang Rd
Taipei County 23585
Phone+886 2 2225 0123
info.taiwan@wago.com

Thailand

WAGO REPRESENTATIVE OFFICE
THAILAND
213/6-8 Rachada-Phisek Road
10400 Dingaeng Bangkok
Phone+66 2 6935611
warongkon.khankham@wago.com

ITTHIRIT TECHNOLOGY CO., LTD.

Watcharapon Road
10220 Bangkok
Phone+66 2 347 0780
sales@itthirittechnology.com

JJ-LAPP (T) LTD.

Soi Sukhamvit Road 62
10110 Wattana, Bangkok, Thailand
Phone+66 2 787 8288
Sales_jjlt@jjsea.com

US POWER DISTRIBUTION CO., LTD.

213/6-8 Rachada-Phisek Road
10400 Dingaeng Bangkok
Phone+66 2 2763040
uspowers2014@gmail.com

Tunisia

Please contact WAGO France

Turkey

WAGO Elektronik Sanayi ve Ticaret Ltd. Şti.
Cad. Hattat Sok. No. 10
34775 Ümraniye - Istanbul
Phone+90 216 482 1133
info.tr@wago.com

Ukraine

LLC RPE „Logicon“
Predslavinskaya street, 37
3150 Kiev
Phone+380 44 522 8019
info@logicon.ua

Micropribor Ltd.

4, Krzhizhanovskiy Str.
3142 Kiev
Phone+380 44 392 93 86
sales@micropribor.kiev.ua

Uruguay

Fivisa Electricidad
Avda. Uruguay 1274
11100 Montevideo
Phone+59 829 020 808
info@fivisa.com.uy

United Arab Emirates

WAGO Middle East (FZC)
SAIF Zone, Q4-282
P.O. Box 120665
Sharjah, UAE
Phone+971 6 5579920
info.uae@wago.com

United Kingdom

WAGO Limited
Swift Valley Industrial Estate
CV21 1SG Rugby
ukmarketing@wago.com

United States

WAGO CORPORATION
N120 W19129 Freistadt Road
Germantown, WI 53022
Phone+1 262 255 6222
info.us@wago.com

Venezuela

PETROBORNAS, C.A.
C.C. PLAZA AEROPUERTO - PISO 1
(8015) UNARE - PUERTO ORDAZ -
ESTADO BOLÍVAR
Phone+58 286 951 3382
info@petrobornas.com

Vietnam

ASEAN TRADING AN ENGINEERING JOINT
STOCK COMPANY (ASEATEC)
No 1, lane 18 Nguyen Hong Str.
100000 DONG DA DIST: HANOI
Phone+84 24 3773 5355
info@aseatec.com

ETEC AUTOMATION TECHNOLOGY CO., LTD.

173 Nguyen Suy Str.
700000 HO CHI MINH CITY,
Phone+84 8 6252 9141 - 49
etec@etecvn.vom

Version: 10/2021

Current addresses at www.wago.com

Success for Generations: Environmental Protection at WAGO



At WAGO, we see environmental protection not only as compliance with environmental protection requirements.

As a growing company, our commitment to the environment drives our efforts to deliver new ideas, new concepts and new technologies along the product lifecycle. Here our employees and business partners support us.

Corporate Environmental Protection

Business growth also leads to higher consumption of resources. We have realized that the economic success of a company also depends on the achievement of environmental goals.

As a manufacturing company, we therefore support developments that make a contribution to environmental protection. In doing so, we always pursue individual material flows along the value chain, because we see resources, product design, production and consumption as a whole.

With our environmental management system certified in accordance with DIN EN ISO 14001, we ensure that the required national and international requirements are complied with in all areas of the company and that the concept of environmental protection is practiced in all corporate processes. In addition, WAGO is pursuing further efforts in the field of environmental protection that go far beyond the requirements of ISO.

Some examples include the recycling of plastics, resource savings on product and packaging materials, the use of recycled paper throughout the company, the introduction of e-filling stations and the use of waste heat from production processes.

Product-Related Environmental Protection

Product-related environmental protection is an important part of sustainable environmental management at WAGO. Ensuring compliance with substance bans / restrictions worldwide, such as: As REACH, RoHS has a high priority.

RoHS – Restriction of the Use of Certain Hazardous Substances

It is an EC directive that regulates the use of certain hazardous substances in electrical and electronic equipment. In addition to reducing the harmful effects on humans and the environment, legislation aims to improve recycling possibilities. WAGO closely monitors the development regarding RoHS and reacts promptly to specifications accordingly. For more information about RoHS please contact us via ehs-product-compliance@wago.com.

RoHS 
Compliant

Success for Generations: Environmental Protection at WAGO

REACH – Registration, Evaluation and Authorisation of Chemicals

On 01.06.2007 the regulation (EC) no. 1907/2006 (REACH regulation) came into force and since then forms a valid legal basis for all EU member states. To protect human health and the environment, this EU Chemicals Regulation aims to classify and identify all chemicals, including their effects.

The REACH Regulation creates specific obligations for each actor in the supply chain. The products manufactured by WAGO are to be designated as products in the sense of the regulation. Since products are not subject to registration, WAGO usually assumes the role of the downstream user in the supply chain. WAGO therefore has an obligation to provide information along the supply chain in accordance with REACH Article 33. WAGO is naturally aware of this obligation.

BOMcheck.net

For more information about our reporting requirements according to REACH Article 33 please visit our website "REACH SVHC Declaration" via www.wago.com/svhc

BOMcheck

European legislation such as REACH or RoHS requires the provision of information on restricted ingredients in products. This information must be shared by manufacturers and suppliers in the supply chain. WAGO meets this challenge in product-related environmental protection successfully and efficiently with BOMcheck.

BOMcheck is a centralized database for the declaration of ingredients. It is a compliance tool specifically designed to enable manufacturers and suppliers to produce their substance declarations under REACH, RoHS, and other restrictions on ingredients in an efficient and structured manner. This Internet database system increases data quality in the area of product-related environmental protection.

Further information on BOMcheck can be found at the following link: <http://www.bomcheck.net>

WEEE – Waste of Electrical and Electronic Equipment

The WEEE Directive 2012/19/EU regulates the take-back and recycling of electrical and electronic equipment. Manufacturers and importers of electrical and electronic equipment are obliged to register as a 'WEEE producer' and to comply with the reporting and take-back obligations. As a matter of course, we have taken compliance with legal WEEE requirements very seriously all the time - in our own interest as well as in the well-understood interest of our customers.

Only some of our products fall within the scope of the WEEE Directive and the Member State's implementation laws. These products are WEEE-compliant marked by us, as far as such a marking is legally required (which is not required for the B2B area Europe-wide).

For more information about WEEE please contact us via ehs-product-compliance@wago.com.

Less is More: Our Packaging

Recycling is the basis for choosing our packaging materials. All packaging used by WAGO can be recycled in the economic cycle without further pretreatment. In addition to the aspect of recycling, emphasis is placed on resource conservation. For this reason, our cardboard boxes consist of 80% recycled paper and are marked with the Resy symbol. The Resy symbol guarantees compliance with the Packaging Ordinance for transport packaging. The labeling is partly done by perforation. This process enables the colorless printing of WAGO cardboard boxes. This avoids unnecessary environmental pollution.

WAGO GmbH & Co. KG
Postfach 2880 · D · 32385 Minden
Hansastraße 27 · D · 32423 Minden
info@wago.com
www.wago.com

Headquarters	+49 571 887 - 0
Sales	+49 571 887 - 44222
Order Service	+49 571 887 - 44333
Fax	+49 571 887 - 844169

WAGO is a registered trademark of WAGO Verwaltungsgesellschaft mbH.

"Copyright – WAGO GmbH & Co. KG – All rights reserved. The content and structure of the WAGO websites, catalogs, videos and other WAGO media are subject to copyright. Distribution or modification to the contents of these pages and videos is prohibited. Furthermore, the content may neither be copied nor made available to third parties for commercial purposes. Also subject to copyright are the images and videos that were made available to WAGO GmbH & Co. KG by third parties."